




VICTIMIZED COMMUNITY PERCEPTIONS ABOUT HATE CRIMES AND INCIDENTS IN ALBERTA:

A 2019–2022
ANALYSIS

TABLE OF CONTENTS

ACKNOWLEDGEMENTS	2
EXECUTIVE SUMMARY	4
Recommendations to Better Address Hate Crimes and Incidents in Alberta	5
CONTEXT: HATE CRIMES AND INCIDENTS IN ALBERTA	5
Defining Hate Crimes and Incidents	7
Root Causes of Hate Motivated Actions	7
The Legislative Arena for Addressing Hate Crimes and Incidents in Canada and Alberta	8
Prevalence of Hate Crimes and Incidents in Canada and Alberta	9
Why Do Hate Crimes and Incidents Go Unreported?	10
Impact of Hate Crimes and Incidents	11
DATA AND METHODS	12
Analytical Framework	13
FINDINGS: COMMUNITY PERCEPTIONS ABOUT THE PREVALENCE OF HATE CRIMES AND INCIDENTS	14
Frequency, Occurrence, and COVID Times	14
Typology	16
Location	18
Victims	20
Offenders	23
FINDINGS: WHAT THE COMMUNITY FEELS ABOUT REPORTING HATE CRIMES AND INCIDENTS	26
Victim Reporting Entity	26
Victim Reporting Experience	28
Victim Reporting Likelihood	29
FINDINGS: WHAT CAN IMPROVE ACCORDING TO COMMUNITIES	32
1. Governance and Policy	32
2. The Justice System and Law Enforcement	35
3. Community Services and Organizations	38
CONCLUSION	41
WORKS CITED	37
APPENDICES	42
Appendix A – Survey Questionnaire	44
Appendix B – Focus Group Questionnaire	55
Appendix C – Interview Questionnaire	56



ACKNOWLEDGEMENTS

This research and report have been funded by the Government of Alberta Justice & Solicitor General. It is one of two projects conducted by Albertan non-profit organizations to seek community feedback about hate crimes and incidents in the province.

The Alberta Hate Crimes Committee (AHCC) would like to thank and acknowledge our community partners below, who supported the focus group and interview conversations, promoted the survey, and to continue to make Alberta safe and inclusive for all.

Action, Chinese Canadians Together Foundation

Action Dignity

Akram Jomaa Islamic Centre

Association canadienne-française de l'Alberta

Blood Tribe Association

Bnai Brith Canada

Brooks & County Immigration Services

Calgary Jewish Federation

Centre For Sexual & Gender Diversity

Cerebral Palsy Alberta - Alberta Ability Network

City of Medicine Hat

City of Red Deer

City of St. Albert

Grande Prairie Centre for Newcomers

Islamic Family and Social Services Association

Mannawanis Native Friendship Centre

Multicultural Association of Wood Buffalo

Muslim Council of Calgary

REACH Edmonton

Siksika Health Service

Sangat Youth/WSO

The Jewish Federation of Edmonton

Town of Stony Plain

Volunteer Lethbridge

Funded By:

The logo for the Government of Alberta, featuring the word "Alberta" in a stylized, cursive blue font with a small square icon to the right.

Minister of Justice and Solicitor General


We would also like to thank our dedicated staff who were involved in this project:

Camilo Gil MA	Research Lead
Sunpreet Johal	Project Coordinator
Elizabeth Ly	Focus Group Facilitator
Shaharyar Khan	Research Assistant
Harnoor Dhaliwal	Research Assistant
Jayden Tyler	Research Assistant
Tiffany Efird	Program Manager
Nina Saini	Executive Director

Finally, we would like to recognize the contributions of the AHCC Board, who volunteer their time and expertise to build a hate-free environment in our province:

Cam Stewart	President
Trent Daley	Vice President
Helen Rusich	Secretary
Gurpreet Kaur Bolina	Treasurer
Sharan Sandhu	Treasurer
Jim Bennett	Member-at-Large
Nexi Alarcon	Member-at-Large

The Alberta Hate Crimes Committee acknowledges that what we call Alberta is the traditional and ancestral territories and gathering place for diverse Indigenous peoples. This includes 45 First Nations and 140 reserves who are subject to Treaties 6, 7, and 8, Métis Settlements and the 6 Regions of the Métis Nation of Alberta, and Inuit who have lived in and cared for these lands for generations. We are grateful for the traditional Knowledge Keepers and Elders who are still with us today and for those who have gone before us. We respect and honour the Treaties that were made on all territories, we recognize the harms and injustices of the past, and we are committed to moving forward in partnership with Indigenous Peoples in the spirit of reconciliation and collaboration to address hate and racism for all.



EXECUTIVE SUMMARY

In 2007 and 2009, the Alberta Hate Crimes Committee (AHCC) drafted reports identifying the prevalence of hate crimes and incidents in our province (Stewart 2007; Pruegger 2009). These hateful actions have consistently increased in Alberta since then, and they not only harm individuals directly targeted but also impact their respective communities and the wider society.

Many stakeholders believed it was time to assess the current state of hate in Alberta and discuss opportunities to improve the situation. To better understand hate in the province, a mixed-methods approach was used to gather data from commonly affected communities between 2019 and 2022. This included a survey, focus groups, and interviews to examine the typology, frequency, location, victims, and offenders of hate crimes and incidents. The feedback revealed that hateful actions were primarily communicative in nature, with derogatory slurs and graffiti being the most common forms. These incidents were reported across various settings, but public areas, transit, social media, and educational institutions were identified as the most problematic.

Community feedback also noted that racial and ethnic minorities were substantially more likely to be victimized, followed by 2SLGBTQ+, religious, low socio-economic, and disability groups. The feedback highlighted that intersectionality increased the likelihood of hate crimes and incidents, with individuals facing multiple forms of vulnerability and visibility being particularly more targeted. The research identified various groups as perpetrators of hate, including strangers, work colleagues, extremist groups, and law enforcement. White men and women were identified as the most common offenders, but the research also revealed that hate can often come from diverse groups.

Most participants communicated an unwillingness to report hate crimes and incidents, citing a lack of faith and trust in authorities and a perceived inability of law enforcement to protect victims. Participants also highlighted negative experiences when reporting hate crimes, particularly in larger urban areas and smaller population centers. Nevertheless, privileged community members tended to have more positive perceptions about reporting hate crimes and incidents. To improve perceptions around reporting, it is important to establish better relationships between affected communities and authorities, and to improve public understanding of law enforcement and the justice system.

Overall, victimized communities in Alberta expressed frustration and hopelessness with the state of hate crimes and incidents in the province. Participants also seemed fatigued from the constant consultation about this topic that they perceive has not brought much real change to their communities when addressing hate. Additionally, the communities consulted did not perceive hate crimes and incidents as different phenomena, which conflicts with the dichotomy employed by law enforcement, the justice system, and other organizations that deal with hate.

The feedback received from affected communities suggests that a different approach is needed to address hate crimes, one that is more sensitive to the experiences of victimized groups and that prioritizes tangible actions to prevent and respond to hate.

Recommendations to Better Address Hate Crimes and Incidents in Alberta

There were a wide range of recommendations proposed by project participants (see pages 33-43). Here, we provide five main recommendations, based on participant feedback:

1. Improve Education and Representation, and Mandate Bias and Equity, Diversity and Inclusion (EDI) Training

We recommend promoting inclusivity in governmental institutions, law enforcement, the justice system, and community organizations by creating more representation of diverse communities in these sectors; applying standardized and mandatory bias and Equity, Diversity and Inclusion (EDI) training; educating these sectors about systemic discrimination and inequalities; better understanding the conceptuality of hate, and how different communities experience hate; and better understanding the reporting process diverse victims may require.

We also want to emphasize the importance of educating the public about hate crime and hate incident terminology, and for authorities to understand that this terminology is not currently helpful to the victims they work with, since most communities do not experience hate in terms of crimes or incidents. These measures aim to improve understanding, empathy, and support across communities, and to prevent further victimization of marginalized groups.

2. Increase Community Input, Oversight and Trust

We recommend using community-specific definitions and recommendations about hate crimes and incidents where applicable, and when they not conflict across communities. There is a need to emphasize the strength of unity by helping connect different community organizations, as well as creating a network of victimized groups that supports everyone's struggle. This is important for improving safety and tolerance in Alberta.

We also recommend increasing trust for law enforcement and the justice system in affected communities by authorities acknowledging the existence of hate and validating reporters' experiences; removing reporting stigmas, such as accusing reporters of mental health issues, or promoting some ideological agenda; increasing the number of community navigators to bridge the gap between law enforcement and affected communities; and promoting accountability after carrying out consultation in communities.

3. Update and Standardize Hate-Related Regulation and Definitions

We recommend taking several regulatory steps to address hate crimes and incidents, such as establishing a civil society office in Alberta with real authority and accountability to communities, which provides increased civilian oversight to law enforcement and justice system frameworks for addressing hate. We also recommend adopting harsher social media and free speech regulation in the province, along with increased accountability for hateful actions by public sector and elected officials. Furthermore, we need to prioritize investing in social programs that help reduce vulnerability in historically affected communities; education in schools and communities, such as about hate terminology, reporting processes, prevention, impacts, and current affairs; and programs that enhance or encourage critical thinking in schools regarding diversity and tolerance.

Additionally, we recommend for the Government of Alberta to advocate and champion the creation of a national framework for mitigating and responding to hateful behavior, including reviewing and redrafting hate crime and incident definitions in consultation with affected communities. This involves advocating to update the Criminal Code of Canada to include a standalone hate crime section with increased thresholds for victim protections and offender punishments. Stephen Camp (2021, p. 5) highlights many benefits for adding a standalone hate crime section in the Criminal Code of Canada. He argues that it would provide “a standard, national hate crime definition”, as well as “enhanced understanding, increased reporting, improved research capability, improved police investigations, accurate data collection, enhanced identification of communities at risk, more accurate victimization rates and informed policy and resource decisions to mitigate threats, and augment enforcement and prevention strategies”.

4. Improve Case and Reporting Methods

We recommended improving reporting processes and outcomes for hate crimes and incidents in Alberta. This includes increasing the threshold for hate crimes when investigated by authorities; seriously considering hate incidents as potential gateway behaviour that may lead to hate crimes; standardizing reporting across law enforcement entities and community organization methods for consistency in data and reporting; and emphasizing historically marginalized groups in research and consultation, such as Indigenous and unhoused communities.

We also recommend reforming human rights and conviction parameters, especially extending the statute of limitation past one year, as well as the grounds for human rights abuses to apply to more diverse groups. Additionally, affected communities would like the Government of Alberta to make reporting safer and more comfortable for victims, and place the burden of work on investigators instead of victims and affected communities.

5. Increase Law Enforcement and Community Capacity to Mitigate Hate

We recommend mitigating and addressing hate crimes and incidents in affected communities by increasing law enforcement’s capacity for mapping, tracking, and preventing hate; creating more Hate Crime Units, with consistent representatives in communities who are not rotated but stay to build trust in the community; and diversifying the approach to dealing with crime, such as increasing punitive action for serious offenders, as well as increasing restorative justice approaches.

There should also be capacity building for law enforcement and community organizations to address language and cultural barriers, and create safe spaces for reporting in affected communities; to increase financial support for victims, such as for mental health and other hardships that may emerge from experiencing hate; to encourage grassroots involvement and community navigators; to provide more funding for education about hate and prevention in communities; and to fund actionable change rather than limited to research.

CONTEXT: HATE CRIMES AND INCIDENTS IN ALBERTA

Defining Hate Crimes and Incidents

A *hate crime* is a “criminal offence committed against a person or property that is motivated in whole or in part by the suspect’s hate, bias or prejudice towards an identifiable group based on real or perceived colour, race, religion, national or ethnic origin, age, sex, sexual identity, gender identity or expression, or any other similar factor” (EPS 2019, np.).

Hate incidents are “situations where the actions of an individual or group were motivated by bias, hate, prejudice or racism, but the actions did not rise to the level of a criminal offence. These may include uttering slurs, homophobic bullying, distributing material endorsing hate, etc.” (CPS 2023, np.).

Due to the non-criminal consideration of hate incidents, many of these incidents go unreported to police, or are dismissed by authorities when reported (Chaudhry 2022). This creates a challenge for tracking and understanding hate incidents. For this reason, most of the reporting on hate tends to focus on hate crimes. Nevertheless, most hate crimes also go publicly unnoticed unless they are considered serious enough to be picked up by the media.

Barbara Perry reports that hate is used as “a mechanism of power, intended to reaffirm the precarious hierarchies that characterize a given social order. It attempts to recreate simultaneously the threatened (real or imagined) hegemony of the perpetrator’s group and the appropriate subordinate identity of the victim’s group” (Perry 2001, p. 10). Therefore, hate crimes and incidents can be perceived as criminal and non-criminal acts, respectively, that are motivated by hate to maintain or promote the status quo.

This project employs the above definitions to better understand hate motivated actions in Alberta, giving equal consideration to hate crimes and hate incidents. This section provides some context that examines the nature, prevalence, and impacts of hate crimes and incidents.

Root Causes of Hate Motivated Actions

In response to the rise of hate motivated actions, numerous studies have been conducted to identify the underlying causes of hate crimes and incidents across Canada. Sheppard et al. (2021) noted that the literature agrees on these baseline root causes of hate motivated actions:

Systemic discrimination, which are structural inequalities and discrimination within society can create conditions that make it more likely for hate crimes to occur.

The recent rise of hate groups and extremist organizations that often promote hateful ideologies and may incite violence against certain groups of people.

Misinformation and propaganda that promotes hateful views and can contribute to the spread of intolerance and the likelihood of hate crimes occurrences.

Lack of education and understanding about different cultures and groups of people which can lead to fear and mistrust, as well as contribute to the occurrence of hate crimes.

Personal experiences and trauma that can also contribute to developing hateful beliefs and biases.

Notably, the cause of hate crimes and incidents can vary greatly, making them complex and multifaceted as a result. Accounting for the numerous individual, contextual, cultural, and historical factors that may explain a hate-motivated crime or incident is a daunting challenge and literature limitation. Respectively, the factors and explanations noted above only describe a fragment of the process (Ibid.).

The Legislative Arena for Addressing Hate Crimes and Incidents in Canada and Alberta

There is no current standard definition by the Government of Canada for hate crimes and incidents. Furthermore, there are few sections in the Criminal Code of Canada that address hate crimes: “three [sections] related to hate propaganda (ss 318-320)”; section 430(4.1) that “focuses solely on mischief to property, where the mischief is motivated by hate towards an identified group”; and section 718.2(a)(i), a “sentencing guide which occurs after a conviction where the evidence shows the crime was motivated by hate”, but is not legally binding (Camp 2021, p. 2). Therefore, Canada is not only lacking a standardized national definition of hateful actions, but also lacks teeth when addressing these actions.

In Alberta, legislation to address hate crimes and incidents can be found in the *Alberta Human Rights Act* from 2000. There is an area in this Act called the *Code of Conduct* that protects Albertans from hateful and discriminatory publications (*Section 3*); the denial and discrimination of any goods, services, accommodation or facilities that are publicly available (*Section 4*); the denial and discrimination of tenancy in the province (*Section 5*); unequal pay for women when compared to men (*Section 6*); the discrimination of employment practices (*section 7*), and employment application and advertising (*Section 8*); and discrimination from membership in trade unions (*Section 9*) (Government of Alberta 2000). Nevertheless, this piece of legislation fails to define hate and any derived actions, as well as fails to provide comprehensive grounds to protect Albertans who fall victim to hate, such as in the form of verbal or physical harassment.

Nevertheless, some municipalities have taken the role to further protect citizens in the province. In the case of Edmonton, this city amended *Section 8* from the *Public Places Bylaw* (14614) in 2022 (City of Edmonton 2022), expanding the “definition of harassment to include communications based on race, religion, sexual orientation, and gender identity”, and to “clarify that harassment in public places may include using either verbal and/or non-verbal forms of communication” (Edmonton City Council 2021, p. 1).

Similarly, the City of Calgary implemented the *Street Harassment Amendment* to the *Public Behaviour Bylaw* (54M2006) in June 2022. This amendment makes it an offence to communicate with a person in a “manner that could reasonably cause offence or humiliation, including conduct, comment, or actions that refers to the person’s: race/colour/ancestry/place of origin; religious beliefs; disability; age; marital status; source of income; family status; gender/gender identity/gender expression; sexual orientation; or includes a sexual solicitation or advance”. Furthermore, this offence carries a \$500 fine (City of Calgary 2023, np).

Prevalence of Hate Crimes and Incidents in Canada and Alberta

Under the Canadian Multiculturalism Act (1985), Section 3(1)(e), the Canadian government must “ensure that all individuals receive equal treatment and equal protection under the law while respecting and valuing their diversity” (Government of Canada 1985, np.). However, a hurdle to achieving the goals of multiculturalism and diversity policies can be seen in the sharp increase of police reported hate crimes across Canada in the last few years. According to a 2021 Statistics Canada report on crime, reported hate crimes increased by 72% in Canada from 2019 to 2021, with most incidents being motivated by race or ethnicity, followed by religion and sexual orientation (Moreau 2022).

All provinces and territories across Canada showed a 27% average increase in police-reported hate crimes in 2021, rising from 2,464 in 2020, to 3,360 in 2021. Higher numbers of hate crimes targeting religion, sexual orientation and race accounted for most of the increase (Ibid.). In terms of hate crime typology, these crimes varied by violation across Canada in 2021, with mischief accounting for 45%, assault accounting for 19%, and uttering threats accounting for 11% (Szeto Aug 2, 2022). There have also been some tragic and deadly examples of hate crimes across Canada in the last few years, such as the 2017 Quebec City shooting (BBC News Jan 30, 2017); the 2018 Toronto van attack (BBC News Mar 3, 2021); and the 2021 vehicular attack on a Muslim family in London, Ontario (Global News July 25, 2022).

The most current breakdown of hate crimes by province was not available in the Statistics Canada report. However, data on police-reported hate crimes from Statistics Canada between 2017 and 2020 displays that the largest increase in reported hate crimes were in Ontario (+316 incidents), followed by British Columbia (+198 incidents), Quebec (+86 incidents), and Alberta (+84 incidents) (Wang and Moreau 2022). Based on the general increase in hate crimes between 2019 and 2021, and the increasing trend of hate crimes across provinces between 2017 and 2020, it is safe to assume that the most populous provinces have been experiencing sharp increases in hate motivated actions in the last few years.

Consistent and comprehensive data about *hate crimes* in Alberta is not easily available. Evidence suggests that hate crimes are underreported in Alberta, as is the case in other Canadian provinces (Erentzen and Schuller 2020). However, Alberta has had its share of hate crimes in the last few years, which include:



In 2018, a man passed bills marked with antisemitic markings at a local business in Medicine Hat and was found with multiple guns and hateful material when searched by police

(Bourne Aug 7, 2018)



In 2021, the Baitul Hadi Mosque in Edmonton was vandalized with a swastika symbol

(CBC News Jun 15, 2021)



In 2021, a Calgary “homeowner discovered someone had spray-painted “KKK” and the word “rat” on the garage door and siding of her home”

(Ritchie Apr 14, 2021)

Don Iveson @doniveson · Follow

My thoughts are w/ these women & racialized communities in #YEG who see incidents like this & are concerned for their safety. Know that Edmontonians are with you & that #yegcc is committed to fighting against systemic prejudice & discrimination. Racist hatred has no place here.

Edmonton Police @edmontonpolice
Male arrested, charged following 'hate-motivated' incident in mall parking lot: The Edmonton Police Service has arrested and charged a 41-year-old man in connection with a hate-motivated incident involving two women Tuesday evening in a southwest...
dlvr.it/RnKcCF

4:19 PM · Dec 9, 2020

207 Reply Copy link

Read 10 replies

In 2020, a man physically assaulted a Muslim mother and daughter wearing hijabs in Edmonton

(Heidenreich Dec 9, 2020).



In 2022, two young Calgary men physically assaulted an unhoused man

(Franklin Apr 29, 2022).



In 2020, two men physically assaulted a same-sex couple in Calgary

(Dryden Sep 3, 2020)


Data gathered by StopHate AB (2023) between 2017 and 2022 suggests that the numbers of *hate incidents* in the province dropped between 2017 and 2019 but have been substantially increasing since 2019. In 2022, StopHate AB saw the highest number of hate incidents reported to date (Ibid.). In terms of victimization, StopHate AB (2023) reported that between 2017 and 2019, 72% of hate incidents were motivated by race/ethnicity, 10% by sexual orientation, and 7% by religion. Most hate incidents between 2017 and 2019 were derogatory slurs (27%), graffiti/defacement (27%), and hateful/provocative material/symbol (20%). These findings agree with those provided in the 2021 Statistics Canada report on crime by Greg Moreau (2022).

Why Do Hate Crimes and Incidents Go Unreported?

Many people are reluctant or uncomfortable reporting hate crimes and incidents for a variety of reasons, such as fear of retaliation, experience of police discrimination, a lack of faith in the efficacy of police, and a lack of confidence that the perpetrator would be prosecuted (Chaudhry 2022).

The literature indicates that it is easier to comprehend the phenomenon of underreporting hate crimes and incidents when viewed from the victim's point of view. Specifically, victim groups who have experienced further victimization from law enforcement are less likely to report hate crimes (Martin 2020). Further studies relayed that individuals who have experienced police discrimination, and who are commonly from ethnic and racialized communities, were least likely to report a crime. The likelihood of not reporting a crime is exacerbated when victims feel unsafe or seek state-sanctioned assistance. Moreover, some minority groups may decline reporting hate crime victimization to law enforcement due to poor relations with police, language barriers, and social disenfranchisement (Erentzen and Schuller 2020).

Caroline Erentzen and Regina Schuller (2020) note that visible minorities in Canada have lower confidence in police than their counterparts. Keller Sheppard et al. (2021) add that victims of hate might not report hate crimes and incidents due to their lack of belief in the ability of law enforcement to solve a crime effectively and efficiently.



Underreporting of hate crimes and incidents is therefore a problematic issue given that hate crime victims require assistance and support from law enforcement and the justice system. However, common victims of hate often originate from social groups who may be least likely to trust police or feel disempowered to reach out to them for assistance.

In addition, the requirement that hate or bias elements must be present for hateful actions to be recognized by law enforcement as hate crimes adds to the problem of underreporting hate crimes in Canada. In cases where there is a lack of witness/victim testimony, or if the police authority does not acknowledge that there are any hate related elements to this crime, it is common for a crime which may be hate motivated to go unrecorded. Due to a lack of training and insufficient resources, ill-defined agency, and hate crime policies, routinely result in law enforcement misclassification of incidents that introduce additional measurements of error in official crime data (Sheppard et al. 2021). Hence, due to underreporting of hate crimes, current data and large-scale victimization surveys are representative of only a small portion of hate crimes across Canada (Erentzen and Schuller 2020).

Impact of Hate Crimes and Incidents

Hate crimes and incidents can have significant negative impacts on individuals and their communities. They can cause fear and insecurity among targeted groups and can also lead to social divisions and tensions within a community. Hate crimes and incidents can also have long-term psychological effects on victims, including anxiety, depression, and post-traumatic stress disorder (Erentzen and Schuller 2020).

In their study, Keller Sheppard et al. (2021) found that victim experiences among LGBTQ populations were associated with subsequent suicide attempts, and that high-profile hate crimes have been observed to elicit serious psychological distress among other members of the targeted group, even if they are not directly involved in the crime. A hate crime might signal to all members of a community that they are at risk of victimization and discrimination themselves, which leads to negative psychological effects for the person impacted and the whole community. An example from Alberta is shown in the “2022 Quality of Life Report” from the Calgary Foundation, which reported that “almost 75% of racialized members of our community have felt uncomfortable or out of place due to their religion, ethnicity, skin colour, culture, language, accent, gender or sexual orientation” (Calgary Foundation 2022, np.).

Geneviève Mercier-Dalphonnd et al. (2021) explain that hate crimes and incidents, particularly in the case of the Muslim community and ethnic populations, have resulted in serious physical and psychological consequences, and a decline in the self-esteem of victims in general. “As a result, victims have often altered their behavior and/or social life, either by changing their commuting habits, their dressing choices, and even their educational or professional aspirations” (Ibid., p. 3). This highlights that the impact of hate actions at the individual level can significantly diminish the individual’s ability to positively associate with the broader community and attain economic prosperity. In more extreme cases, victims of hate crimes were forced to change jobs, resolved to use more expensive methods of transportation due to fear of harassment within the public transport system, and moved to more expensive residences to gain more security (Ibid.).

Therefore, it is crucial for Albertans and Canadians to understand the impact of increasing hate crimes and incidents on individuals and their communities, and that it is not just marginalized groups who bear the brunt of hate.

DATA AND METHODS

The goal of this project was to study the perceptions from Albertan communities impacted by hate. To accomplish this goal, this project employed a mixed-methods approach that combined survey, focus-group, and interview empirical tools, which looked at hate crimes and incidents in the province between 2019 and 2022. Quantitative and qualitative data was gathered from the three empirical tools.

Albertans from these areas participated in the survey:

- Blackfalds
- Brooks
- Calgary
- Edmonton
- Fort McMurray
- Grande Prairie
- Lethbridge
- Medicine Hat
- Red Deer
- Siksika Nation
- Spruce Grove
- St. Albert
- St. Paul
- Wetaskiwin
- Wood Buffalo

21 focus groups across these areas in Alberta:

- Brooks
- Calgary
- Edmonton
- Grande Prairie
- Lethbridge
- Medicine Hat
- Red Deer
- Siksika Nation
- St. Albert
- St. Paul
- Stony Plain
- Wood Buffalo

Expert Albertans interviewed identified as members of these communities:

• Geographical

- Calgary
- Edmonton
- Lethbridge
- Medicine Hat
- Brooks

• Ethnic and Religious

- Black-Canadian
- Asian-Canadian
- Indigenous
- Cree
- Siksika
- Muslim
- Jewish
- Chinese
- Caucasian
- Pakistani
- Vietnamese

• Disability

• Professional

- Legal
- Academic

• Gender, Sex and Sexuality

- 2SLGBTQ+
- Transgender
- Male
- Female

Participants in this project identified as:

• Gender, Sex and Sexuality

- Two-Spirit
- Bisexual
- Gay
- Lesbian
- Asexual
- Transgender
- Queer or Questioning
- Female
- Male
- Intersex
- Non-Binary

• Age

- 18–24-year-old
- 25–34-year-old
- 35–44-year-old
- 45–54-year-old
- 55–64-year-old

• Disability

- Visual
- Addiction
- Mental Health
- Memory
- Speech
- Cognitive
- Hearing
- Mobility
- Pain-Related
- Learning
- Dexterity
- Developmental

• Ethnic and Religious

- Arab
- Asian
- Austrian
- Black
- Brown
- Canadian
- Caribbean

- Caucasian
- Central Asian
- Chinese
- Christian
- Dutch
- East Asian
- East Indian
- Egyptian
- English
- Fijian
- Filipino
- First Nations
- Franco-Albertan
- French
- French Canadian
- German
- Hawaiian
- Hungarian
- Iranian
- Irish
- Italian
- Jewish
- Korean
- Latin American
- Lebanese
- Mediterranean
- Métis
- Mixed Race
- Norwegian
- Persian
- Polish
- Portuguese
- Romanian
- Russian
- Sikh
- South Asian
- Swedish
- Tajik
- Turk
- Ukrainian
- Vietnamese

The survey was live for approximately 3 months, with the first response being recorded on October 27, 2022, and the last response on January 23, 2023 (survey questionnaire found on Appendix A). In this timeframe, 331 Albertans from diverse identities and regions consented to participate in the survey anonymously.

This project also coordinated 21 focus groups across Alberta between October 27, 2022, and January 21, 2023. These focus groups were conducted in large, medium and small population centres that include Indigenous territories, which allowed 272 Albertans to voice their experiences as communities (focus group questionnaire found on Appendix B).

The last empirical tool in the three-pronged approach were interviews, which were aimed to consult experts from diverse backgrounds, such as community and religious leaders, academics, activists, and public sector officials. 20 experts were interviewed between November 22, 2022, and January 9, 2023 (interview questionnaire found on Appendix C).

There were some challenges when applying this project's empirical tools. First, the tight timeline provided by the funding framework of less than half a year. Second, the logistics of coordinating 21 focus groups and 20 interviews across Alberta and analyzing the vast amount of data collected in a short timeframe. Third, the historical unwillingness of victimized communities to participate in questionnaires about their experiences with hate. Lastly, the unwillingness of some experts from specific backgrounds to participate in public studies because of fear of retribution by those that have historically targeted them. Despite these challenges, the project met all its milestones, and consulted with a satisfactory number of Albertans who are affected by hate.

Analytical Framework

These three empirical tools were designed to collect similar feedback from Albertan communities affected by hate, aimed to achieve a consistent comparison between the quantitative and qualitative data gathered. The approach framed all consultation around hate crimes and hate incidents, where most questions asked about these two types of hate actions separately.

However, communities tended to not differentiate between hate crimes and hate incidents, and seemed confused when asked about them as separate concepts. This constitutes the first general finding from this project, which led to most of the empirical analysis to combine hate crimes and incidents. Therefore, responses about both concepts across different empirical areas, besides *typology* (see below), tended to be statistically insignificant.

All three tools looked at hate crime and incident perception in the following empirical areas: (1) the current state of hate crimes and incidents, such as *typology*, frequency, location, victims, and offenders; (2) reporting, which asked about the willingness and challenges of victim reporting; and (3) recommendations on how to address hate crimes and incidents from state governance, from community organizations, and from the justice system and law enforcement.

Besides the three areas discussed above, this report also focused on the geographical distribution of survey respondents and focus group participants. These geographical areas were defined according to the *Population Centre and Rural Area Classification* from Statistics Canada (2017): (1) Large Urban Centres with a population of 100,000 or more, such as Calgary, Edmonton and Lethbridge; (2) Medium Population Centres with 30,000 and 99,999 inhabitants, such as Medicine Hat and Grande Prairie; and (3) Small Population Centres with 1,000 and 29,999 inhabitants, such as Brooks and St. Paul. Please note that rural areas, as classified by Statistics Canada (2017), are not included in this report since all the population areas consulted in this project tended to have over 1,000 inhabitants. The population numbers employed to determine the area classification of Albertan communities came from the Government of Alberta's *Municipal (Census Subdivision) Population Estimates (2016 to 2022)* data (AB Office of Statistics and Information 2023).

FINDINGS: COMMUNITY PERCEPTIONS ABOUT THE PREVALENCE OF HATE CRIMES AND INCIDENTS

This section looks at the perceptions of affected Albertan communities about hate crimes and incidents between 2019 and 2022. It presents data gathered from project participants about hate crime and incident frequency, occurrence, typology, location, victims and offenders.

Frequency, Occurrence, and COVID Times

Approximately 50% of survey respondents (Figure 1) and 85% of experts interviewed said that hate crimes and incidents *increased* in general between 2019 and 2022. On the other hand, a minority of those consulted perceived that hate crimes and incidents *decreased*, such as 5% of experts interviewed, and about 1% of survey participants (Figure 1). In terms of neutral perceptions, around 15% of survey respondents (Figure 1) and 10% of experts interviewed noted that the frequency of hate crimes and incidents *stayed the same*. This agrees with the literature in that hate crimes and incidents have been increasing in Alberta and Canada since 2019 (Wang and Moreau 2022; Moreau 2022; StopHate AB 2023).

Large Urban Centre survey respondents consistently provide the highest “increased” scores for the frequency of these hateful events (Figure 1). These perceptions closely resemble the perceptions about how the COVID-19 pandemic influenced hate crimes and incidents, with similar *All Population Area Averages*. Therefore, in terms of frequency, it is safe to argue that community members see the COVID-19 pandemic as a central catalyst or driver of hate in their communities.

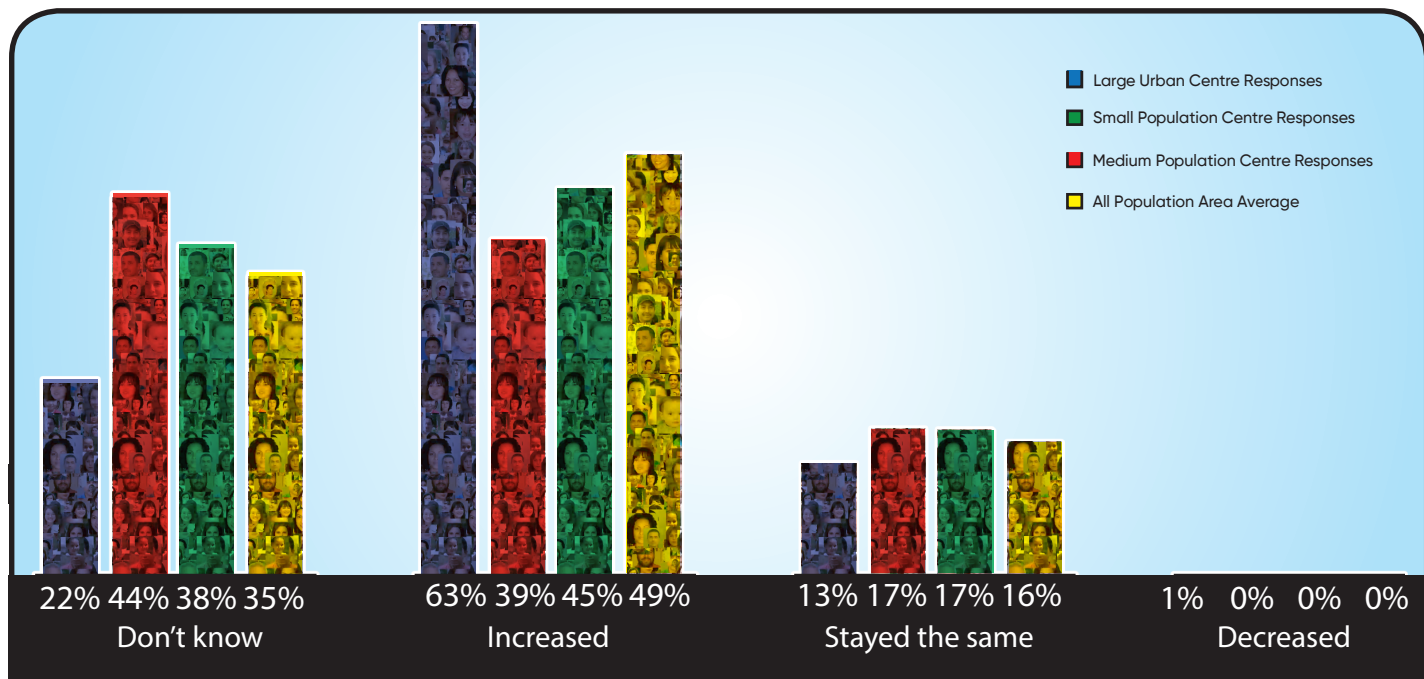



Figure 1 – Survey responses about the frequency of hate crimes and incidents between 2019 and 2022

There was considerable doubt about whether hateful events happen, since 22% to 44% of survey respondents were *not sure* if there was a change in the *frequency* of hate crimes and incidents (Figure 1). Furthermore, most survey respondents did not know whether hate crimes and incidents had happened on a daily, weekly, monthly or yearly basis (Figure 2). This highlights the obscurity of hate crimes and incidents, where many community members are unaware of their existence from the pervasive lack of reporting (Martin 2020; Erentzen and Schuller 2020; Sheppard et al. 2021; Chaudhry 2022).



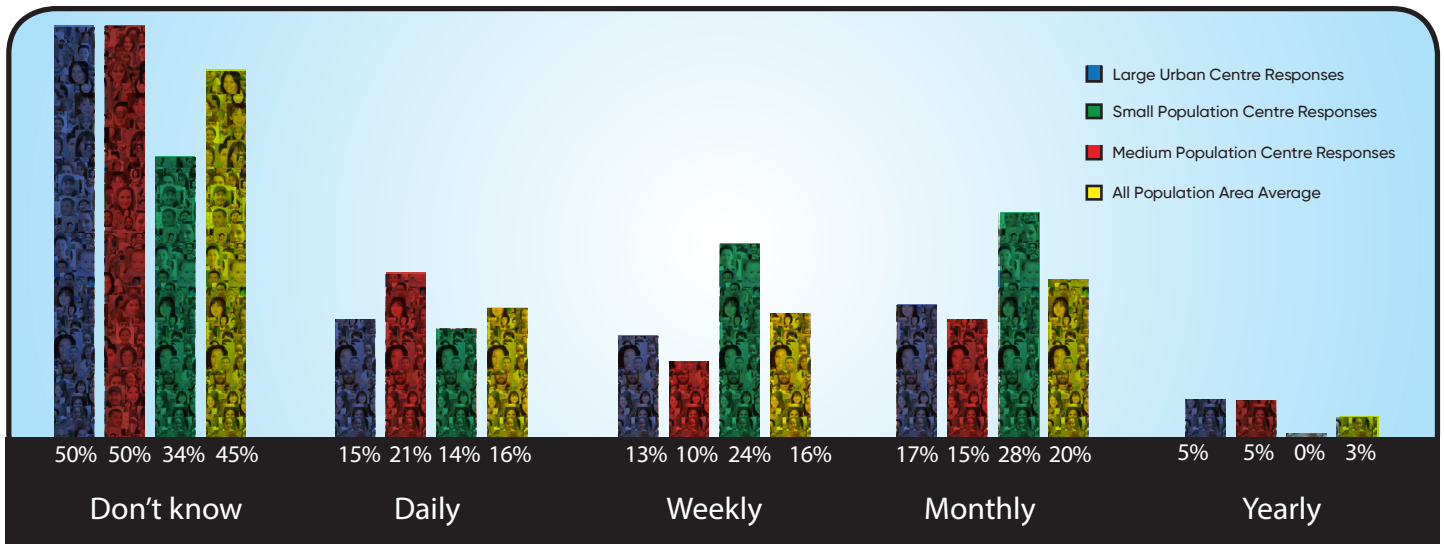


Figure 2 – Survey responses about the occurrence of hate crimes and incidents between 2019 and 2022

Typology

The below graphs show that most hate crimes perceived by survey respondents were communicative in nature, such as uttering threats, public incitement of hatred, and defacement of places of worship, followed by physical acts such as general mischief and assault (Figure 3). This finding somewhat agrees with the literature, since according to the 2021 Statistics Canada report on crime, mischief, assault, and uttering threats accounted for most hate crimes between 2020 and 2021 (Szeto Aug 2, 2022).


“Hate crimes have intensified with different poverty classes, ethnic groups and even in social communities”
Focus Group Participant from Calgary

“[Hate crimes and incidents] have increased in frequency, but have been consistent in intensity, because of an increasingly polarized society”
Academic from Edmonton

However, we can see that community participants in this project tended to perceive a higher degree of verbal abuse, which suggests that many of these verbal hateful actions are not being reported, as commonly noted in the literature (Martin 2020; Erentzen and Schuller 2020; Sheppard et al. 2021; Chaudhry 2022).

Similarly, most of the hate incidents indicated by survey respondents were also communicative, such as derogatory slurs, online/social media harassment, and hateful/provocative material or symbols (Figure 4). Stophate AB (2023) reported a strikingly similar distribution of hate incidents in Alberta between 2017 and 2022.

“Slurs have increased over the past few years especially Anti-Asian Hate. BIPOC hate intensified due to the pandemic as the Anti-Vaxxers found their voice as right-wing extremism continues.”
Focus Group Participant from Calgary



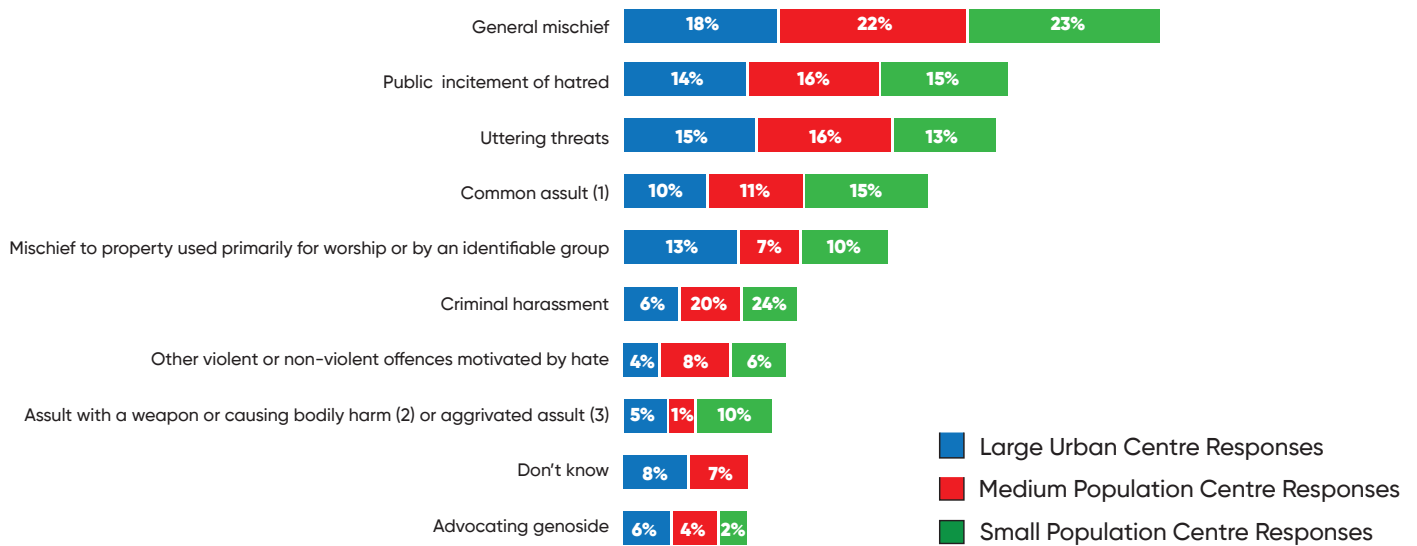


Figure 3 – Survey responses about the typology of hate crimes between 2019 and 2022

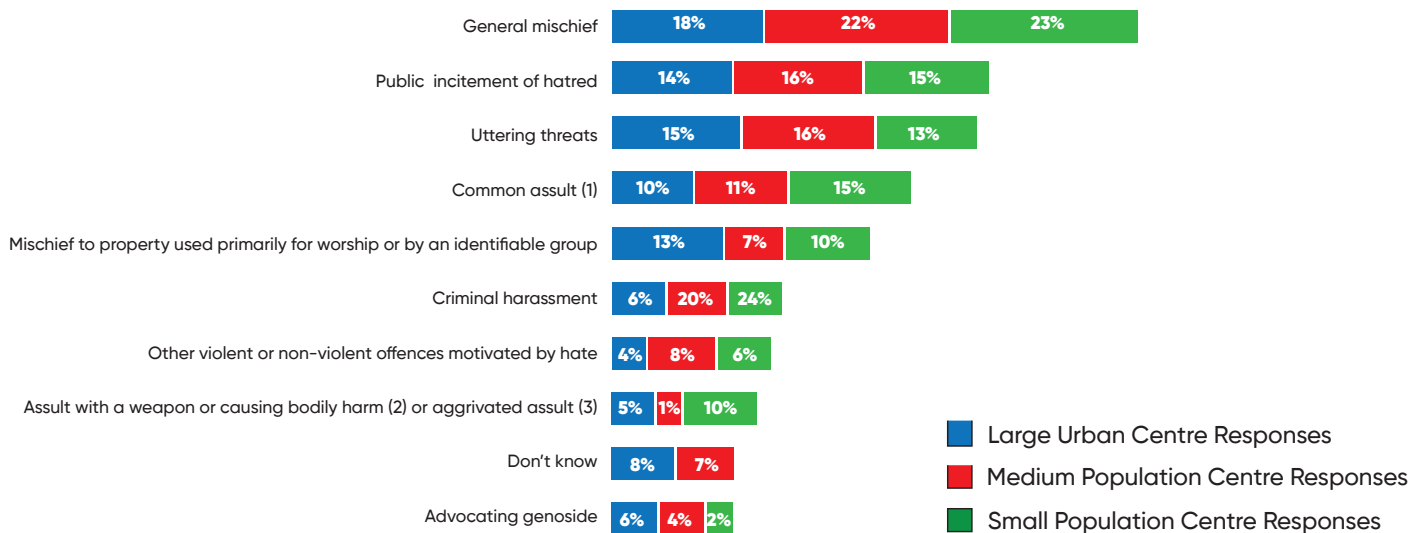



Figure 4 – Survey responses about the typology of hate incidents between 2019 and 2022

When conducting the focus groups and expert interviews, participants tended to discuss hate actions in general terms, and did not attach any of their perceptions to the official definitions provided by law enforcement, the justice system, or other organizations that deal with hate.

In terms of differences in *hate crime and incident typology* among survey respondent population groups, the most salient comparison can be seen in the perceptions about levels 1 to 3 “assault”, where *Small Population Centre* respondents tended to score higher (Figure 4). This score speaks to the *Small Population Centre* responses about *hate incident* “physical acts”, which had higher scores when compared to the other two respondent population groups (Figure 3).



These higher trends for small population communities suggest a higher awareness or existence of physical and violent hateful events vis-a-vis *Large Urban* and *Medium Population* centres. Furthermore, *Small Population Centre* respondents provided higher scores for *hate incident* “intimidation”, and lower scores for “online/social media harassment” (Figure 4), which could hint that small population communities may perceive intimidation primarily from physical and violent acts rather than virtually, while the other two population groups may perceive intimidation similarly from physical and virtual hate.

Focus group and interview data show a similar pattern of hateful actions found in the survey. Although more diverse and abstract at times, key themes emerged from this data, as shown below (Table 1). Similarly in the survey responses, communicative hate was centre stage, followed by physical acts of hate. Participants also provided more insight about the types of hate crimes and incidents their communities experienced, such as microaggressions, systemic barriers and negative attitudes, and protests and demonstrations. This shows that communities perceive hate in multifaceted and complex ways that are not being captured by the mainstream typology of hate crimes and incidents, adding to the confusion about hate crime versus hate incident dichotomy for communities.

FOCUS GROUP RESPONSES			EXPERT INTERVIEW RESPONSES		
Types of hate crimes and incidents	Share of responses	Examples brought up by participants	Types of hate crimes and incidents	Share of responses	Examples brought up by participants
Verbal abuse	28%	Derogatory slurs, threats, and conspiracy theory propagation.	Verbal abuse	33%	Derogatory slurs, threats, and conspiracy theory propagation.
Physical abuse	19%	Hitting, pushing, spitting, and removal of religious garments.	Physical abuse	22%	Hitting, pushing, spitting, and removal of religious garments.
Vandalism	18%	Stickers, graffiti, and posters.	Vandalism	16%	Stickers, graffiti, and posters.
Systemic	17%	Police bias, employment discrimination, housing discrimination, and not providing accommodations for disabled people.	Protests and	11%	Anti-mask, anti-vaccine, an demonstrations pro-white supremacy.
Microaggressions	8%	Dirty looks and uncomfortable comments in workplaces.	Defacement of religious buildings	7%	Damage, arson, stickers, graffiti, and posters.
Online hate	7%	Zoom bombing, and hateful memes, videos, messages, posts, tweets, conspiracy theories, and extremist ideology.	Systemic	7%	Police bias, racial profiling, employment discrimination, housing discrimination, refusing to serve Indigenous women, and not providing accommodations for disabled people.
Psychological abuse	3%	Ongoing, consistent and unresolved experiences with hate creates a sense of hopelessness, depression, anxiety, trauma, and general effects to victims' wellbeing.	Microaggressions	4%	Dirty looks, and visual distrust of people of colour.

Table 1 – Focus group and interview responses about the typology of hate crimes and incidents between 2019 and 2022

“Microaggressions are sometimes so subtle that you almost start to doubt yourself”
Focus Group Participant from St. Paul

“We’re at a place where these [hate] incidents could quickly become criminal”
Focus Group Participant from Medicine Hat

Location

All participants in this project expressed that their communities experience the most hate in public places, and public transit seems to be a major area of concern (Figure 5; Table 2), especially in urban centres. Second to public spaces, Albertan communities experience the most hate online, with social media having the most negative effect on communities. Other important locations include educational institutions, places of worship, businesses, and the healthcare system (Figure 5; Table 2). The 2021 Statistics Canada report on crime does not explore hate crime location (Moreau 2022), however, StopHate AB (2023) reported similar hate incident location trends between 2017 and 2022, where shared public spaces, public streets, online, and businesses had the highest scores.

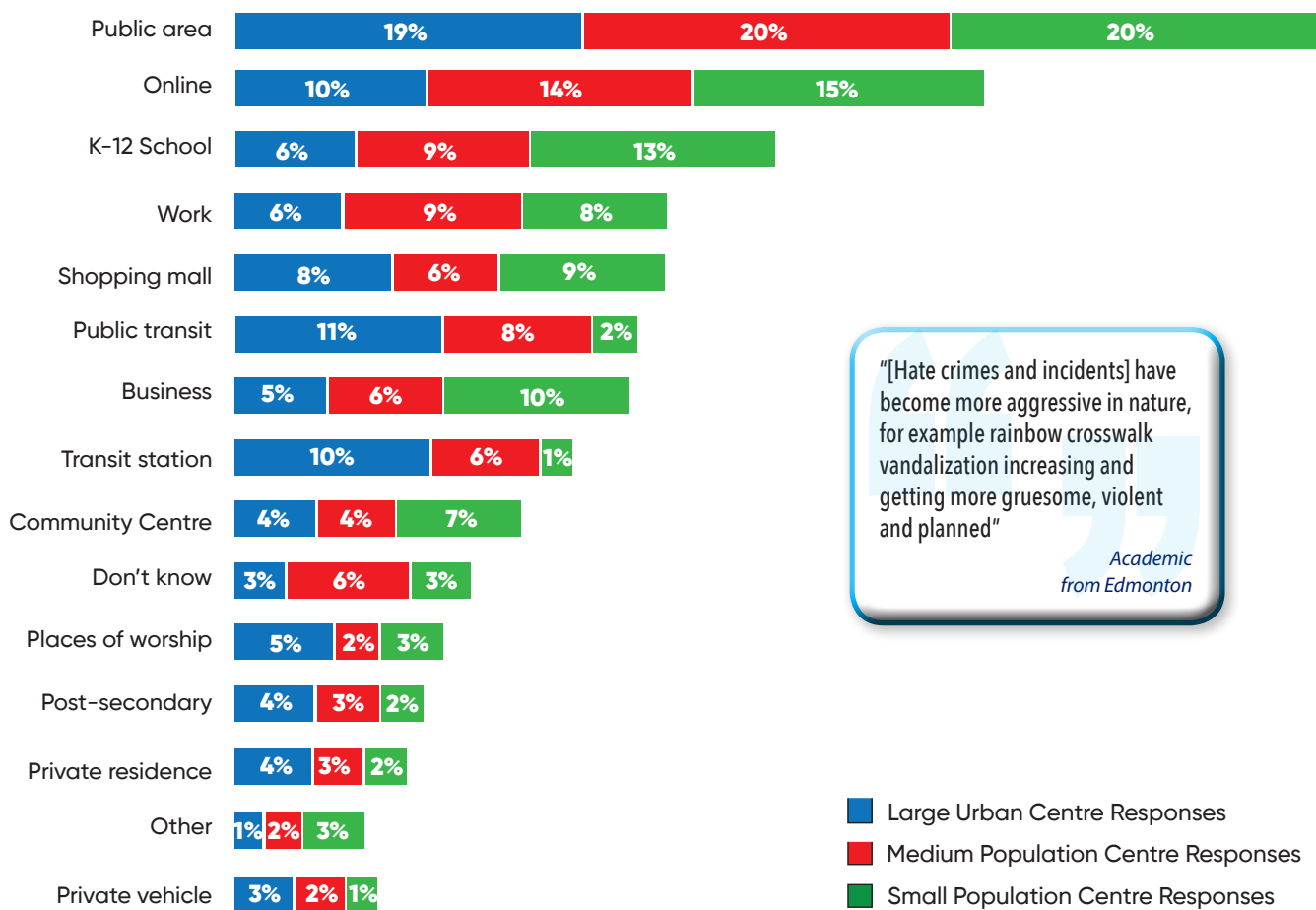


Figure 5 – Survey responses about the location of hate crimes and incidents between 2019 and 2022

In terms of population group responses, the largest survey result variances came from the perceptions about hate crimes and incidents in public transit and stations. Wherein, *Large Urban Centre* respondents provided the highest scores, while *Small Population Centre* respondents provided significantly lower scores (Figure 5). This shows that public transit areas become more problematic with the increase in population.

Most *Small* and *Medium Population* centre focus groups communicated experiencing hate in school and academic settings, compared to a minority of *Large Urban Centre* focus groups discussing hate in this setting. Additionally, *Medium Population Centres* tended to discuss hate in workplaces more often than focus groups in *Large Urban* and *Small Population* centres.

These findings suggest that the higher the degree of potential socialization and exposure to the greater community, the higher the potentiality of victimized communities to experience hate. This reflects the impacts noted by the literature, where hateful actions lead victimized groups to endure psychological crises and disconnection from the greater community (Erentzen and Schuller 2020; Sheppard et al. 2021; Mercier-Dalphonnd et al. 2021). It provides some perspective about how victimized communities perceive safety in public areas in Alberta.


Participants communicated that workplace harassment from senior management is aggressive, and supervisors are quick to criticize their work by making remarks regarding their language proficiency and making comments such as “go back to your country”

Feedback from Brooks Focus Group

FOCUS GROUP RESPONSES	
Hate crime and incident location	Share of responses
Public spaces	28%
Businesses	16%
Workplace	13%
Educational institutions	12%
Online	9%
Healthcare system	5%
Post-secondary	5%
Places of worship	5%
Family	3%
Sporting events	2%
Mainstream media	2%
Airport	2%

EXPERT INTERVIEW RESPONSES	
Hate crime and incident location	Share of responses
Public spaces	31%
Online	20%
K-12 schools	9%
Places of worship	9%
Post-secondary institutions	8%
Workplaces	6%
Businesses	5%
Festivals/Community events	5%
Healthcare system	3%

Table 2 – Focus group and interview responses about the location of hate crimes and incidents between 2019 and 2022



Victims

Survey responses show that the most affected groups are racial and ethnic, followed by sex/gender/sexual identities, then by religious, socio-economic, and disability groups (Figure 6). Out of these groups, Indigenous, Black, Muslim and transgender people were perceived to be the most targeted, along with women of colour (Figure 7). These findings speak to the trends provided by Statistics Canada (Moreau 2022) and StopHate AB (2023), where the most common hate crimes and incidents were motivated by race/ethnicity, sexual orientation, and religion. However, data from this project also showed that vulnerable socio-economic groups, such as unhoused individuals, are also highly victimized, and perhaps not thoroughly considered by studies on hate.

The most noticeable differences across survey population groups are (1) higher scores from *Large Urban Centre* respondents for “religious” group victimization, compared to the lower scores from *Small Population Centre* respondents in this field; and (2) the higher scores from *Small Population Centre* respondents vis-a-vis the much lower scores from *Large Urban Centre* respondents in terms of disability group victimization (Figure 6).

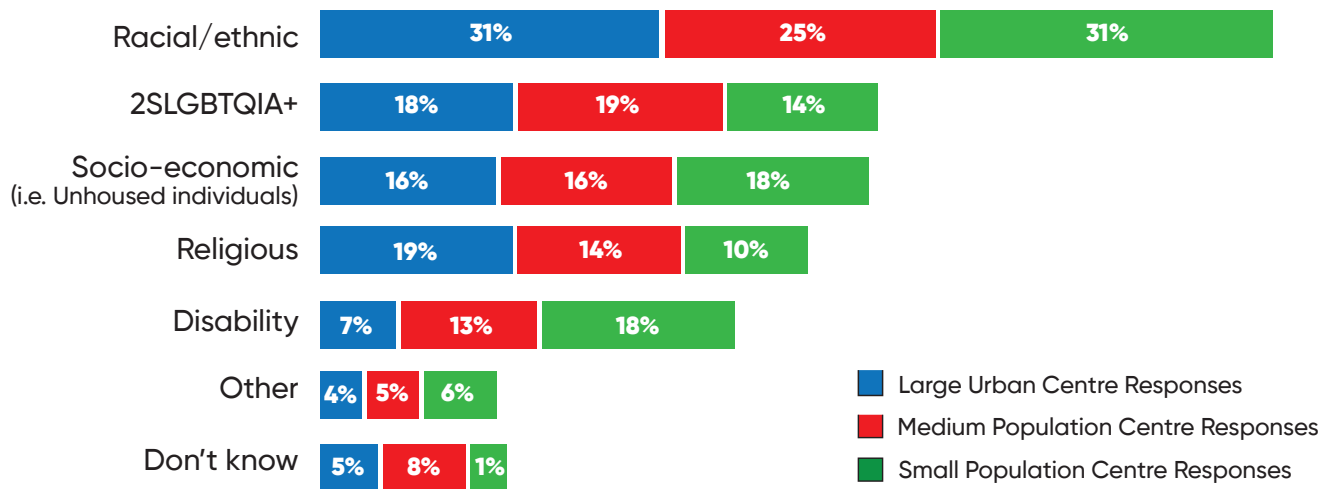


Figure 6 – Survey responses about general victim groups of hate crimes and incidents between 2019 and 2022

“More in 2SLGBTQ+ neighbourhoods. The more visible you are the more likely you are to be victimized”
Academic from Edmonton

“[victimized] people are terrified for their safety outside of their own settings”.
Black Community Leader

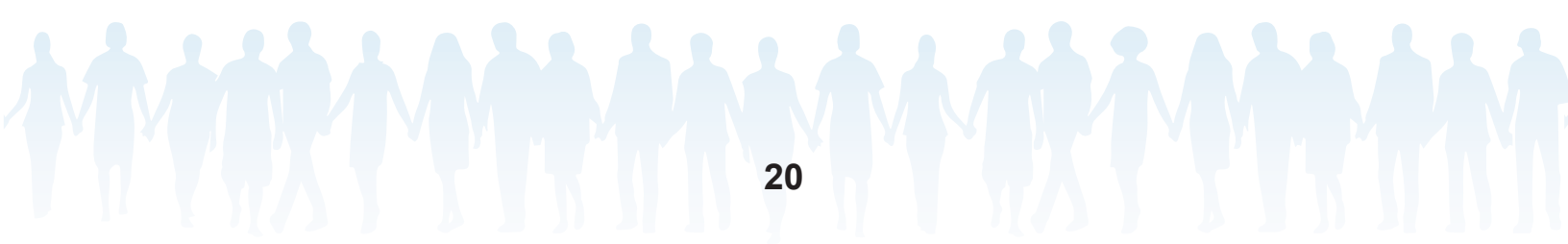




Figure 7 – Survey responses about specific victim groups of hate crimes and incidents between 2019 and 2022

These findings match the data collected from the focus groups and expert interviews (Table 3) for the most part. There, participants communicated that the most affected members of Albertan communities are ethnic minorities (non-Indigenous), racialized women, sex/gender/sexual identities, and Indigenous people.

When comparing focus group geographical areas, all focus groups communicated that most common victims of hate crimes are largely BIPOC (Black, Indigenous, and People of Colour) and ethnic communities. All *Small Population Centre* focus groups indicated 2SLGBTQIA+ communities as common victims of hate crimes or incidents, whereas 2SLGBTQIA+ communities were not perceived to be impacted as much by *Medium Population Centres*, and *Large Urban Centre* focus groups rarely discussed these communities as common victims. Furthermore, *Medium Population Centres* communicated a higher degree of victimization towards Indigenous people and temporary foreign workers vis-à-vis the other two population areas.



FOCUS GROUP RESPONSES

Victims of hate	Share of responses	Examples brought up by participants
Ethnic minorities	27%	BIPOC, non-English speakers, and Asians.
2SLGBTQ+	12%	Transgender, Queer, and non-binary.
Disability	12%	Mental, physical, and complex disabilities.
Indigenous community	11%	Women are most affected.
Women	11%	Hijab wearing, Black Muslim, and women in general.
Unhoused individuals	5%	Racialized most affected.
Immigrants	5%	Temporary foreign workers, and newcomers.
Jewish community	5%	K-12 students, post-secondary students, pro-Israel most affected, and those who wear cultural attire.
Muslim people	4%	Women who wear Hijab and Niqab, as well as men who wear cultural attire.
Sikh	4%	Men with turbans.
Covid-related	3%	Mask wearers and vaccinated.
Seniors	3%	Asians, and those who wear cultural attire.

EXPERT INTERVIEW RESPONSES

Victims of hate	Share of responses	Examples brought up by participants
Women	21%	Indigenous, Black Muslim, Muslim, racialized, and women in general.
Most visible	13%	those wearing religious garments, and those most visually different from the general population.
2SLGBTQ+	10%	Racialized Transgender and non-binary.
Youth	8%	From Jewish and Asian backgrounds.
Jewish	8%	Visibly identified as Jewish, and young adults in post-secondary.
Indigenous community	6%	In urban centres, as well as in Reserves.
Everyone	6%	All affected in different ways.
Disability	6%	Mental health, autistic and physical disabilities.
Black community	6%	Downtown areas, as well as by police.
Asians	6%	Especially older, youth and women.
Unhoused individuals	5%	Invisible to society. cultural attire.
Muslim people	3%	Darker skin and wearing religious/ethnic attires.

Table 3 – Focus group and interview responses about specific victims of hate crimes and incidents between 2019 and 2022

Looking at this data, the most important factors that determine victimization of hate are the visibility and intersectionality of vulnerable communities. Vulnerability is key here, since the more vulnerable boxes individuals check, the more likely they will be targeted with hate. Examples of visible intersectional vulnerable identities are Indigenous-transgender people, black-transgender people, and black-Muslim-women.

The COVID-19 pandemic provided another scope of hate that increased visibility for Asians, therefore increasing their experiences of hate. In this case, vulnerability was also a major factor since anti-Asian rhetoric and attitudes were often aimed at vulnerable members of Asian communities, specifically related to age (seniors and youth) and gender (women) intersectionality as consistently communicated by focus group and interview participants.

“It makes us question our own citizenship. When people feel that it is okay for us to be treated that way [with hate], it will affect people’s mental wellbeing...some people would get frustrated and angry, and become distrustful without public institution support. And then, some people will internalize this [hate] and begin to reject their own identity, their own culture and heritage. So, none of this is positive development”

Asian Community Leader

Offenders

Survey respondents perceived their communities were mainly targeted with hate from strangers, work colleagues, and law enforcement (Figure 8). When looking at specific offender groups, survey participants clearly noted that white men were overwhelmingly responsible for the hate crimes and incidents victimized communities experience in Alberta. However, diverse ethnic backgrounds and religious groups were also perceived to engage in significant hateful behaviour (Figure 9). In comparing statistics with other sources, the 2021 Statistics Canada report on crime (Moreau 2022) and the 2023 StopHate AB report do not explore hate crime and incident offenders.

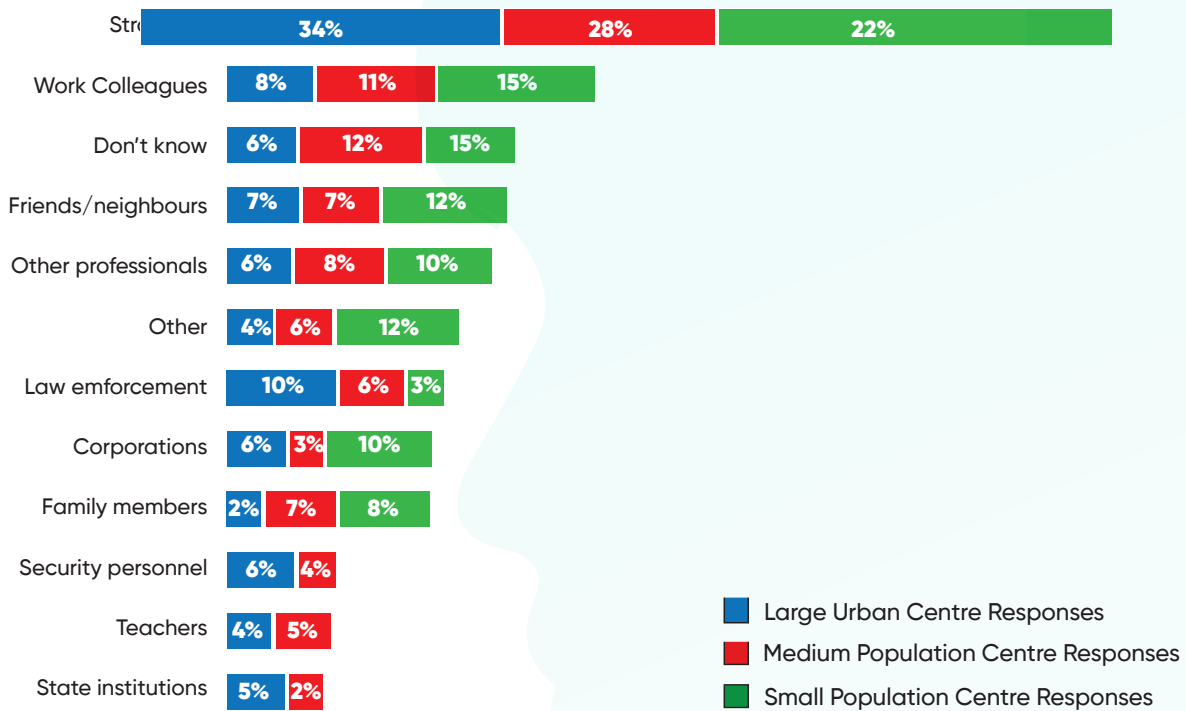


Figure 8 – Survey responses about general offender groups of hate crimes and incidents between 2019 and 2022

There is a “culture of hate for the homeless population, it seems like this is a population that is blamed for everything”

*Focus Group Participant
from Red Deer*

Community members call 2SLGQBTQ+ organizations with a script filled with hate, and these people believe 2SLGQBTQ+ communities are linked to child pedophilia.

*Feedback from
St. Albert Focus Group*

However, Small and Medium Population centres also perceived offenders as diverse. Small Population Centre focus groups reported that Middle Eastern men and inter-community groups were common offenders, and Medium Population Centre focus groups mentioned employers, immigration service providers, city council members, community leaders, and inter-religious groups.

The data collected about offenders show that power and cultural dominance are the salient factors that drive hate in Alberta. The community members that attended focus groups experienced significant hate from people in positions of power, such as employers, managers and government officials. This discussion of power parallels the feedback provided by expert interviewers, where white offenders were coming from a position of power as the “dominant culture” in Alberta.

FOCUS GROUP RESPONSES		
Offenders of hate	Share of responses	Examples brought up by participants
People in positions of power	21%	Employers, managers/leaders, and City Council.
White men	20%	Cisgender white males.
White women	11%	Cisgender white females.
Extremists	10%	White Supremacists, right-wing, and Hindu.
Youth	7%	Students.
Right-Wing people	6%	Right-wing and Alt-right.
Covid related	5%	Anti-vaxxers, anti-restrictions and anti-masks.
White people	4%	Mental health issues.
Men	4%	Young adults.
Institutions	4%	Law enforcement, the legal system, and Immigration Services.
Adults	2%	19-50 years old.
Christians	2%	White Christians.
Community Servicing Agencies	2%	Inter-religious groups, and intercommunity groups.
Privileged individuals	2%	Those that feel safe behind their privilege.

EXPERT INTERVIEW RESPONSES		
Offenders of hate	Share of responses	Examples brought up by participants
Extremists	27%	White Supremacists, right-wing, and Islamist.
Diverse	22%	Broad backgrounds.
White men	20%	24-35 years old in online spaces, 35-50 years old in public spaces, and highly educated as well in positions of power.
Youth	8%	Students, ignorant and gullible.
Misinformed and ignorant	8%	Uneducated and prey to online propaganda.
Religious	6%	Bigotry and intolerance.
Institutions	6%	Systemic discrimination and abuse.
White people	4%	Dominant community, and White-Euro-Canadians.


Table 4 – Focus group and interview responses about specific offenders of hate crimes and incidents between 2019 and 2022

A white man on roller skates was passing by, and he gave a mortified look and spat on the group of men twice when he heard them speak their language.

*Feedback from
Edmonton Focus Group*

“Racism has shifted drastically since Donald Trump came into power... he brought out all those radical thinkers...the scary people...those radicals”

*Indigenous
Community Leader*



FINDINGS: WHAT THE COMMUNITY FEELS ABOUT REPORTING HATE CRIMES AND INCIDENTS

The findings from this section discuss how affected communities addressed the reporting of hate crimes and incidents in the province between 2019 and 2022. It focuses on the entities victims reported to, the overall experience of victims when reporting, and the likelihood of victims to report hate crimes and incidents.

Victim Reporting Entity

Most survey respondents expressed that they did not report hate crimes and incidents between 2019 and 2022, and this was consistent across all three population areas (Figure 10). However, it is unclear whether respondents experienced hate and decided not to report, or they did not report because they did not experience hate.

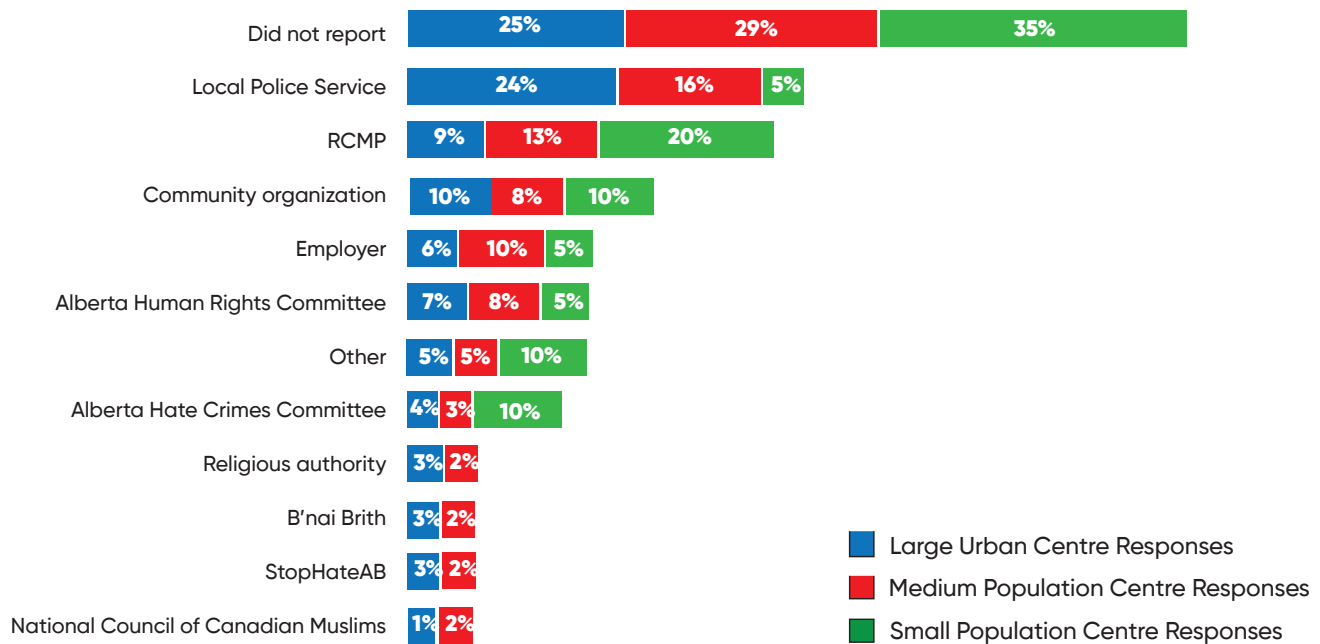


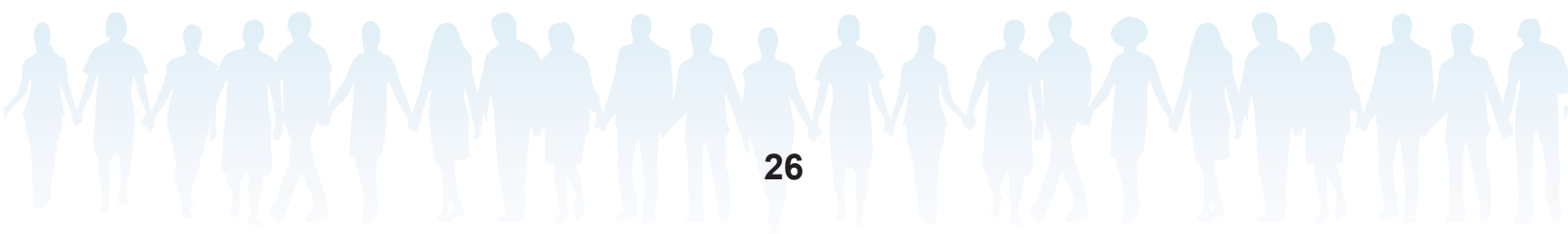
Figure 10 – Survey responses about to whom victims reported hate crimes and incidents between 2019 and 2022

Issues with hate against workers, such as derogatory slurs, during the Calgary Stampede were reported to managers and security who did absolutely nothing to address the hate incidents. The Calgary Police Service did not do anything after becoming aware as well.

*Feedback from
Calgary Focus Group*

This transgender person's partner saw people say at work that mandates from COVID are the same as the Holocaust. This person's partner is Jewish and spoke to their employer about the comments and was subsequently fired.

*Feedback from
Red Deer Focus Group*



In relation to victims that did report hate crimes and incidents between 2019 and 2022, the survey showed that most cases were reported to local and regional law enforcement, followed by community organizations, employers, and the Human Rights Commission (Figure 10).

When looking at cross-population centre survey data, most hate crimes and incidents in *Large Urban* and *Medium Population Centres* were reported to local police services. In *Medium Population Centres*, there is a small difference between hate crimes and incidents being reported to local police versus RCMP. However, when it comes to *Small Population Centres*, most cases were reported to RCMP, with a small percentage of these cases reported to local police services (Figure 10). This is consistent with how law enforcement entities function within Albertan population centres, such as local police services in large and medium population centres, and the RCMP in medium, small and rural population centres.

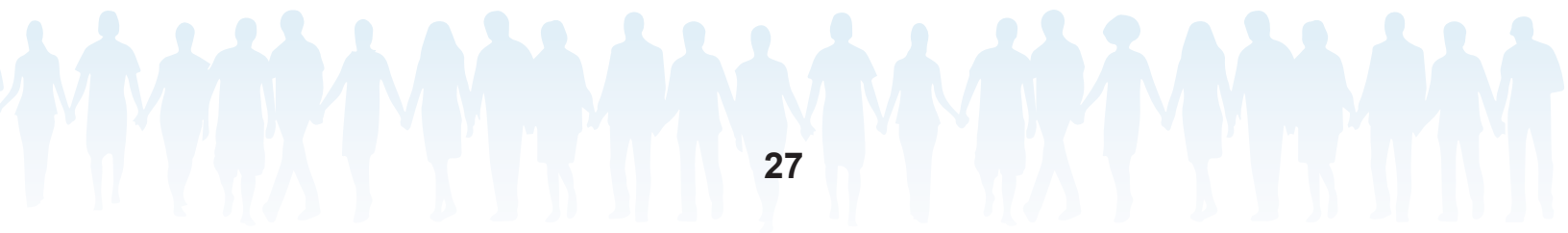
The focus group data showed that most crimes and incidents between 2019 and 2022 were reported to law enforcement (local police departments, RCMP, and hate crimes unit), followed by reporting to other government institutions, which include the Temporary Foreign Worker Integrity Unit, city officials, the Alberta Human Rights Commission, and Service Canada (Table 5). These findings from focus group responses are consistent with the data provided from the survey, since in both cases, most reports were submitted to law enforcement entities (RCMP and local police services).

Reported hate to	Share of responses	Examples brought up by focus group participants
Law Enforcement	31%	RCMP, local police departments, and hate crime units.
Government Institution	25%	Temporary Foreign Worker Integrity Unit, city officials, Alberta Human Rights Commission, and Service Canada.
School authority	15%	School board and administration.
Jewish Organization	8%	Jewish Federation of Edmonton and B'nai Brith.
Management	8%	Administration and HR.
Stophate AB	8%	Stophate AB website.
Social Media	4%	Facebook, Twitter and YouTube.

Table 5 – Focus group responses about to whom victims reported hate crimes and incidents between 2019 and 2022

“Truly speaking, I don’t know where to report to. If the incident is a serious one, I will report to police.”

*Focus Group Participant
from Medicine Hat*



Victim Reporting Experience

Victim reporting experience received mixed scores in the survey. For *Large Urban Centres*, most survey respondents perceived the reporting of hate crimes and incidents to be a negative experience. This represents a discrepancy when looking at the other areas represented in the survey. Most survey respondents from *Medium and Small Population Centres* found their reporting of hate crimes and incidents neither positive nor negative, but neutral (Figure 11).

One could make the argument that negative reporting experiences increase as population increases in an area. Nevertheless, the survey also showed that *Medium Population Centre* respondents perceived their experiences of reporting hate crimes and incidents to be more often positive than negative, which is a discrepancy when looking at the other two population areas from the survey (Figure 11). There is, however, a correlation between negative experiences when reporting to local police services in *Large Urban Centres*, as well as when reporting to the RCMP in *Small Population Centres* (Figure 11).

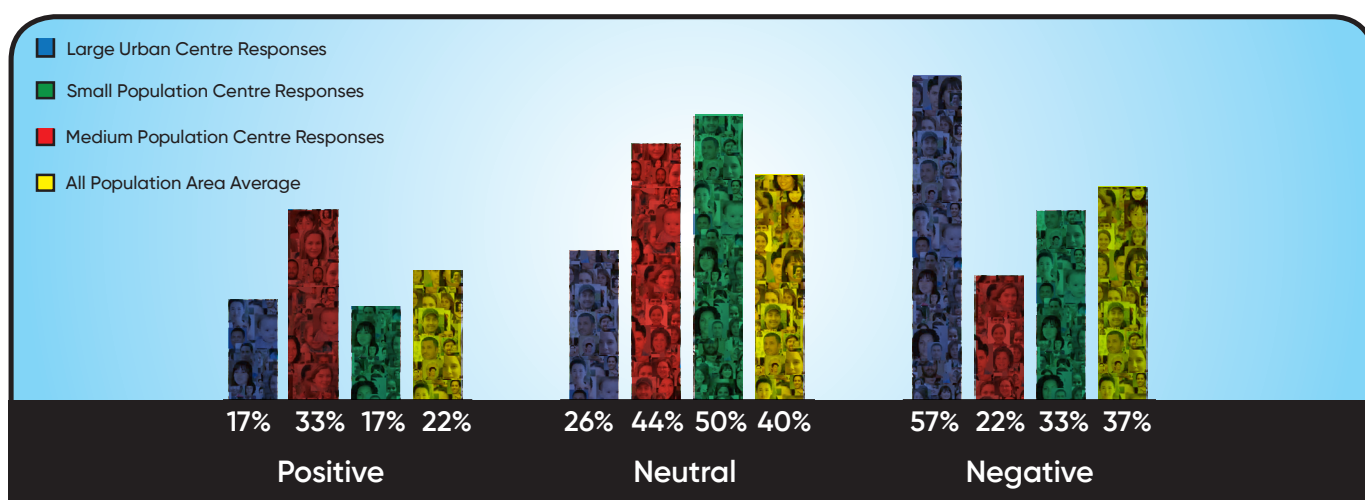


Figure 11 – Survey responses about victim reporting experience of hate crimes and incidents between 2019 and 2022

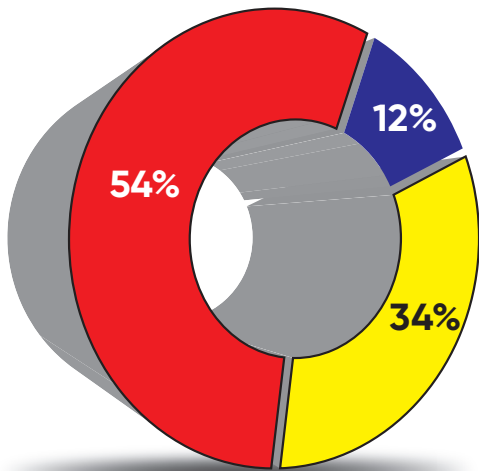
When looking at the focus group data, most respondents who reported hate crimes and incidents perceived their experiences to be negative, with positive experiences receiving about a third of responses (Figure 12, left pie chart). These findings resemble focus group participant experience with *reporting results* (Figure 12, right pie chart), where focus group respondents scored similarly in terms of negative (50%) and positive (30%) perceptions.

However, a caveat needs to be considered when looking at overall focus group negative reporting experiences, since according to survey data (Figure 11), most negative scores were given by *Large Urban Centre* respondents.

Individual notes he was beaten up when he was younger. When he went to police, he was called a "chink", his name was made fun of, and police further stated he was just having a really bad day

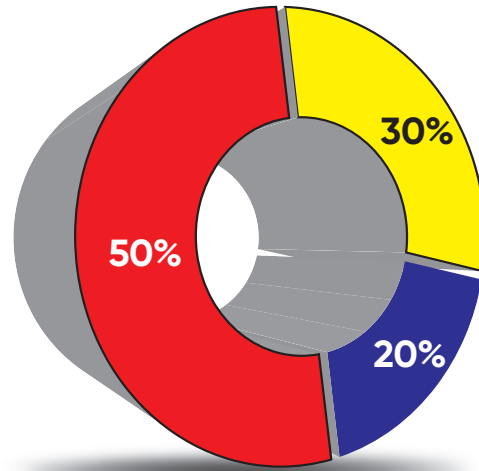
Feedback from
Calgary Focus Group

Victim Experience Reporting Hate Crimes and Incidents



Positive Neutral Negative

Victim Experience with Reporting Results



Positive Neutral Negative

Figure 12 – Focus group responses about victim experience with reporting hate crimes and incidents, as well as experience with reporting results between 2019 and 2022

Victim Reporting Likelihood

Survey responses showed that the likelihood to report hate crimes and incidents was consistent across all three population groups covered by the survey, with most respondents indicating that they are likely to report. Survey respondents also indicated that their communities or families would report hate crimes and incidents about half of the time, with the lowest score (46%) given by *Large Urban Centre* respondents (Figure 13).

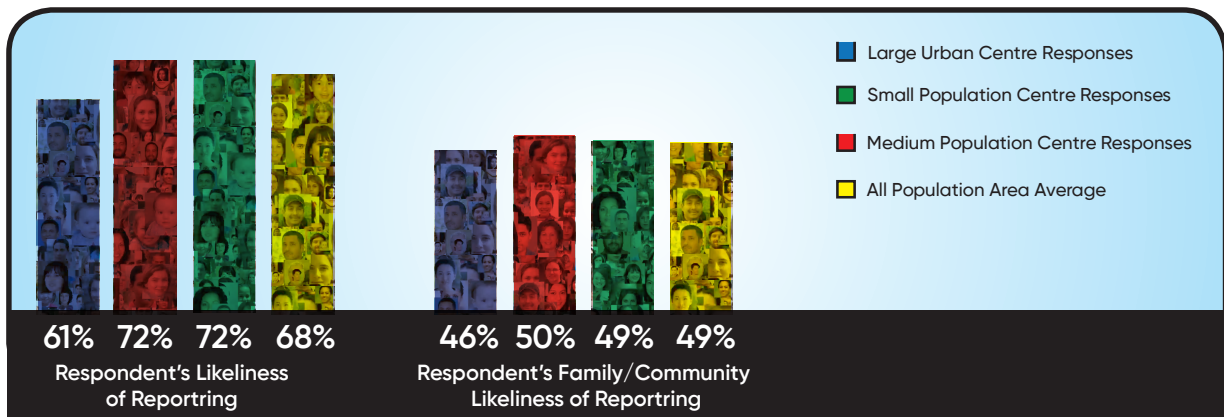


Figure 13 – Survey responses about the likelihood of victims to report hate crimes and incidents between 2019 and 2022

The survey also showed that the main reasons for victims not reporting hate crimes and incidents were similar across all three population groups. Participants felt that uncertainty about justice system responses was the main reason for not reporting hate crimes and incidents; followed by fear of having their privacy compromised; humiliation or shame about being victimized; a lack of support systems; fear of law enforcement; and the normalization of hate crimes and incidents in their communities. The data showed that a significant percentage of Medium Population Centre respondents do not report hate crimes and incidents due to fear of jeopardizing immigration status, while this reason was not significant for the other two population groups (Figure 14).

Reasons For Not Reporting HCI

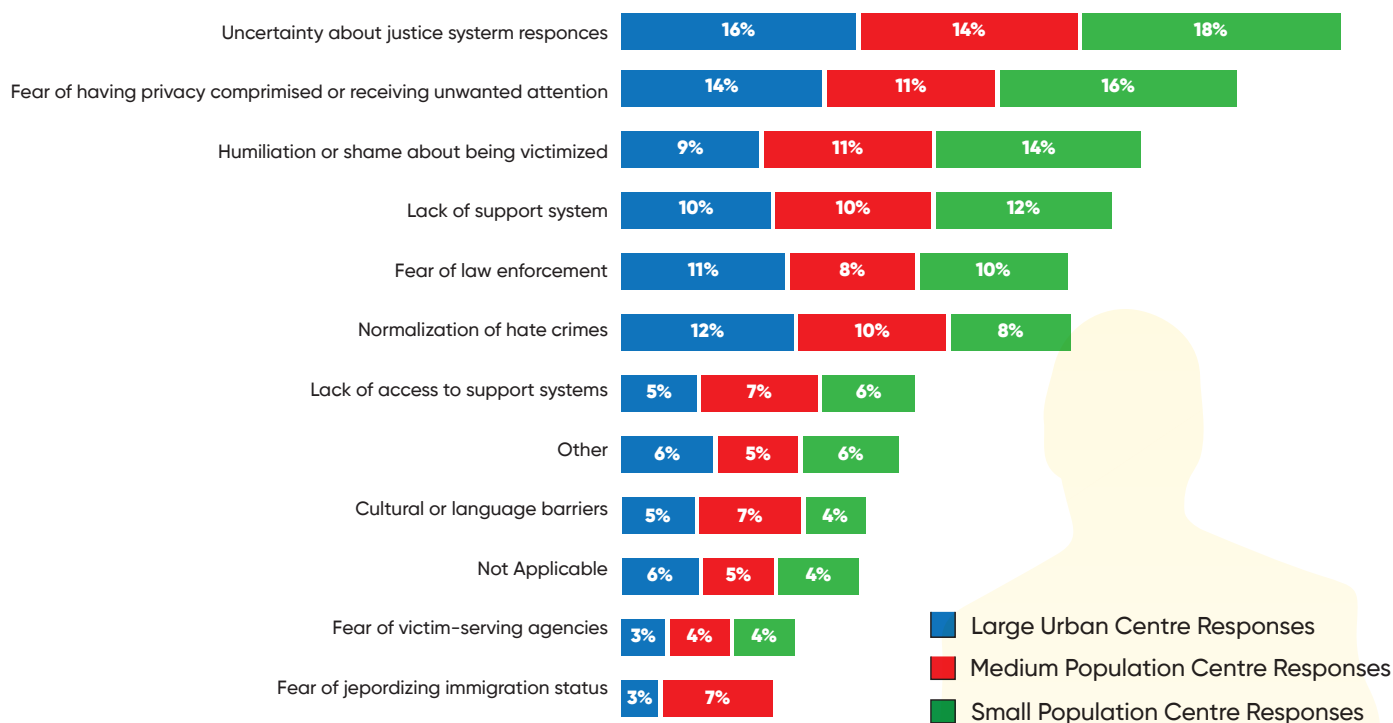
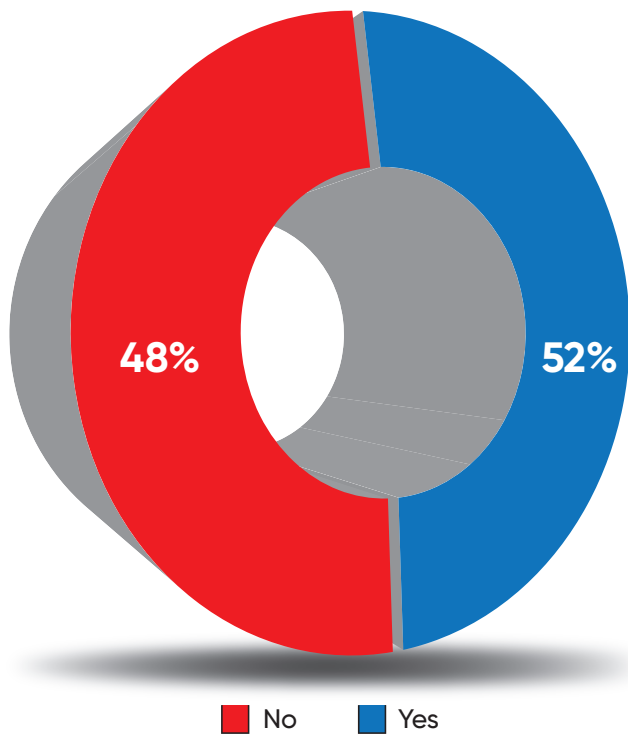


Figure 14 – Survey responses about the reasons of victims for not report hate crimes and incidents between 2019 and 2022

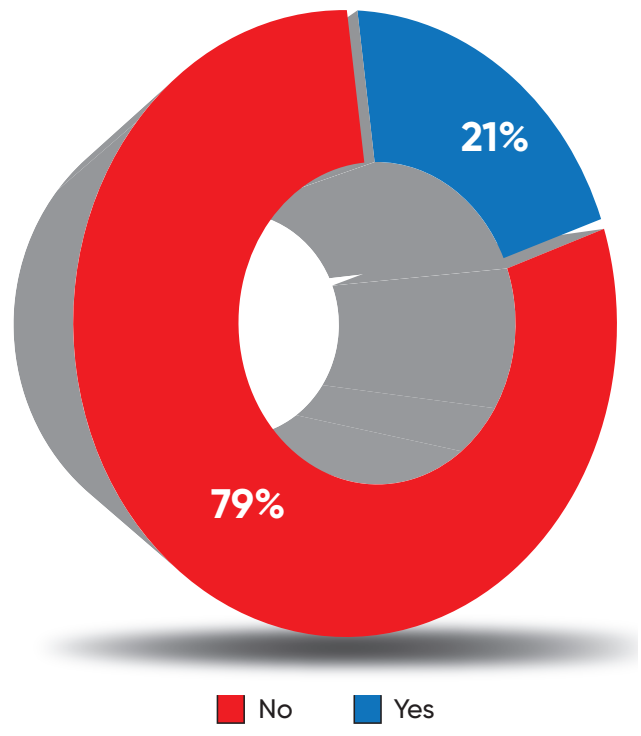
When looking at the expert interview data shown in Figure 15, the likelihood of experts reporting hate crimes and incidents was mixed and evenly distributed between “yes” and “no”. In terms of positive responses, the majority felt that they were likely to report hate crimes and incidents because they enjoy a privileged position, such as being community and religious leaders, academics, and activists. This privileged position allows them to often have a good relationship with law enforcement, as well as to better understand the reporting process and requirements. However, interviewees also expressed that despite their willingness of reporting, some believed that their reporting would not lead to positive results in law enforcement and the justice system, and they feared that reporting could put them in a precarious security situation by increasing their visibility in the community.

In June 2022, a 2SLGBTQ+ non-profit in St. Albert had to call in a gun threat at one of their events for pride month. The gun threat was found on a 2SLGBTQ+ social media page, it was then deleted, and it was posted once again after being deleted. The RCMP upped security at the event post reporting.

*Feedback from
St. Albert Focus Group*



Likelihood of expert interview participant to report hate crimes and incidents



Likelihood of expert interview participant's family/community to report hate crimes and incidents

Answer	Share of responses	Reason
Yes	28%	Privileged Position
Yes	14%	But lack of faith in the system
Yes	7%	Trusts law enforcement
Yes	3%	But fear of retribution
No	24%	Lack of faith in the system
No	10%	Fear of retribution
No	7%	Fear of reputation damage
No	3%	Cumbersome process
No	3%	Lack of consistency

Answer	Share of responses	Reason
No	23%	Distrust of authorities
No	19%	Lack of faith in the system
No	13%	Cumbersome and confusing process
No	10%	Fear of retribution
No	2%	Fear of complaining
No	2%	Feel intimidated
No	2%	Increased visibility
No	2%	Language barriers
No	2%	Limited victim support
No	2%	Mental health negative label
No	2%	Victim blaming
Yes	6%	Good community support
Yes	4%	But have own security framework
Yes	4%	But may increase risk to communities
Yes	4%	Trust law enforcement
Yes	2%	But internal reporting is better
Yes	2%	But lack of faith in the system

A victim tried reporting a hate crime but faced long wait times, extensive documentation, and comments from a police officer that made the victim feel that their report would not be taken seriously.

*Feedback from
Medicine Hat Focus*

Figure 15 – Interview responses about the likelihood of victim reporting, as well as the reasons for reporting or not report hate crimes and incidents between 2019 and 2022

The responses from experts interviewed who are not willing to report resemble the concerns from other experts who are willing to report (Figure 15). The largest reason that prevents experts from reporting is the lack of faith in the system, followed by the fear of retribution. Here, interviewees perceived that reporting would lead nowhere, since law enforcement and the justice system would not take the necessary steps to address hate. Additionally, reporting could place them in a precarious situation that threatens their safety and reputation.

"In small communities, we can have conversations about racism, but it's very difficult with large groups because if you report someone, you have to live with them in your community."

*Focus Group Participant
from St. Paul*

Interview data also showed that most participants reported that most of their communities and families are consistently unlikely to report hate crimes and incidents (Figure 15). This is mainly due to distrust of authorities, lack of faith in the system, and the cumbersome and confusing process of reporting. Here, non-expert folks do not share the privilege and knowledge experts enjoy, and therefore the reporting process and experience of reporting is negatively impacted.

The data from both the survey and the interviews show that the victims are likely to report hate events themselves, but consistently perceive that their families and communities are less likely to report. The unwillingness to report stems primarily from a lack of understanding and faith in the reporting system, as well as a distrust for authorities and their capacity to keep victims safe.

"Unless an individual is or has someone that is very strong, the system is very hard to fight against... within individual is or has someone that is very strong, the system is very hard to fight against... within"

*Focus Group Participant
from St. Paul*

These findings reflect what the literature notes about the lack of reporting in Canada, which argues that victims do not understand the reporting process, and many feel further victimized by law enforcement, diminishing their trust and belief in the reporting process (Erentzen and Schuller 2020; Martin 2020; Sheppard et al. 2021; Chaudhry 2022). However, participants in this project showed that negative perceptions about reporting change, to a certain degree, as community members engage in privileged positions that allow them to improve their relationships with law enforcement and the justice system.

FINDINGS: WHAT CAN IMPROVE ACCORDING TO COMMUNITIES

This section contains the common recommendations provided by survey, focus group, and interview participants for better addressing hate motivated events in Alberta. It presents all major and cumulative recommendation themes, along with salient examples from the top 5 recommendations for each of these three areas: (1) governance and policy; (2) the justice system and law enforcement, and (3) community services and organizations.

1. Governance and Policy

This section presents the suggestions provided by survey, focus group, and interview participants when asked "how can government policy and legislation improve in addressing hate incidents and crimes?" (Table 6). The most popular recommendations for improving governance and policy are:

"Police perceive that vulnerable visible minorities are second-grade citizens; they only provide lip service"

*Muslim
Community Leader*

RECOMMENDATIONS: GOVERNMENT POLICY AND LEGISLATION	SHARE OF RESPONSES
Update and standardize regulation	27%
Representation with bias and EDI training	24%
More accountability	8%
Provide long-term capacity building for communities	8%
Community specific definitions and frameworks	8%
Improve and standardize K-12 policies and curriculum	6%
Better/adaptive governance	5%
Change systemic narrative and discrimination	5%
More community consultation and trust	3%
Better data collection and reporting methods	4%
Mediate inter-community conflict	1%
Improve nation-to-nation relations (Indigenous)	1%
Increase law enforcement capacity	1%

Table 6 – Common recommendations from project participants for improving government policy and legislation

1.1 Update and Standardize Regulation

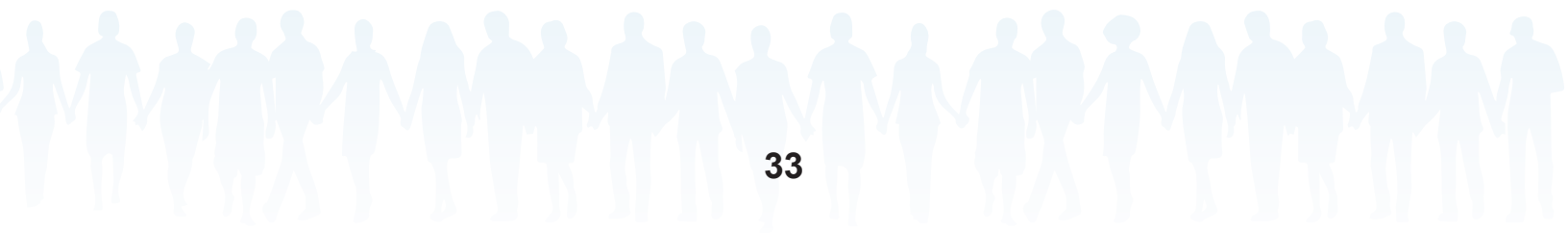
Create a national framework for mitigating and responding to hateful behaviour that is applied across Canada. This approach should include the reviewing and re-drafting of hate crime and incident definitions, by consulting affected communities, and considering their perceptions and experiences with hate in these definitions. A standardized national framework with clear and representative definitions could provide consistency in the understanding of hate across Canada.

“Give [legislation] more teeth. Add more tools to affected communities to pursue justice.”
Transgender Activist

Update the Criminal Code of Canada by (1) adding a standalone hate crime section that deals only with crimes motivated by hate; and (2) increasing the threshold for the protection of victims and punishment of offenders of hate crimes, while seriously considering hate incidents as behaviour that potentially leads to hate crimes.

Implement harsher and stricter social media and free speech regulation, as most participants were concerned about the lack of control in online spaces, and the lack of accountability for hateful speech. Furthermore, some community leaders interviewed expressed concern with academic freedom, as they perceived some scholars use this protection to engage in hateful and conspiratorial messaging.

Update K-12 curriculum to teach about diversity and tolerance. Educating children to avoid hate in communities was a notable recommendation from all the different consultation carried out. Participants expressed the need to have EDI training, along with tolerance workshops, and the encouragement and development of critical thinking for younger Albertans. There, youth would learn about and be exposed to different backgrounds and identities. Children would also learn how to look at information and disinformation from an analytical lens, helping them filter the messaging that is hateful and damaging to the greater community.



1.2 Representation with Bias and EDI Training

Create more representation in government spaces, where public leaders and officials should reflect the diversity of communities. This would create more understanding at the governmental level of the struggles many communities face in terms of hate, as well as provide a sense of belonging for these communities as they see themselves reflected in state institutions.

"Canada wants to erase its own history"
Indigenous Leader

Apply a standardized and mandatory bias and EDI training for public leaders and officials. This includes helping government staff and politicians understand diversity, as well as to be exposed to diverse experiences. Public servants and elected officials should take courses and workshops to better understand deep and hidden biases that may be promoting unequal and unjust perceptions towards certain communities, which affects the policies, services and benefits available to these communities.

Educate public leaders and officials about systemic discrimination and inequalities, and stop lumping visible minorities together in policymaking. Government staff and representatives should be aware of the systemic challenges and the different compositions of communities when drafting and analysing policy.

1.3 More Accountability

Increase accountability for hateful actions from public sector actors. Many community participants in this project were concerned about politicians and public officials engaging in hateful speech and behaviour without any form of pushback, consequence or penalty.

"There has been an increased vulnerability because of cuts to community supports, especially to 2SLGBTQ+ community members who have been re-closeted."
Academic from Edmonton

Increase civilian oversight from a civil society office that has real authority and is accountable to communities.

1.4 Provide Long-Term Capacity Building for Communities

Provide more funding for education in affected communities, since there is a pervasive misunderstanding of hate crimes and incidents, as well as a lack of understanding of the process for reporting hate. Community organizations can help bridge this educational gap with appropriate resources.

Emphasize actionable change rather than only research. Research is important for understanding the state of hate in communities. However, respondents seemed to be fatigued from the constant and historical consultation, which they perceive has not translated into real and impactful change in their communities, as hate crimes and incidents steadily increased between 2019 and 2022.

"How do you get around your own officials when they do not promote the kind of social relationships that would be optimal to building an inclusive community."
Anti-Poverty Activist

Prioritize rather than cut social programs. This theme is related to the systemic reasons for hate crimes and incidents, since the more vulnerable and unprotected individuals are, the more likely they are to face hateful behaviour. Affected communities rely on social supports to have the capacity and the skills to address hate, such as in breaking language barriers, being financially secure, and providing better education and care to their children.

1.5 Community Specific Definitions and Frameworks

Apply community specific definitions and recommendations. Many Indigenous participants mentioned the *94 Calls to Action from the TRC Report* and the *UN Declaration on the Rights of Indigenous Peoples*, and most Jewish participants requested the *International Holocaust Remembrance Alliance* definitions to be applied. However, it is not clear to what extent specific definitions from specific communities would aid a standardized framework in Canada. This is an area that needs further study.

“We need to broaden the ability to define hate actions according to the experience of victimized communities.”
Jewish Community Leader

2. The Justice System and Law Enforcement

Table 7 provides the suggestions from survey, focus group, and interview participants when asked “*how can Law Enforcement and the Justice System improve in addressing hate incidents and crimes?*”. These following recommendations emerged for improving law enforcement and the justice system:

Recommendations: Law Enforcement and The Justice System	SHARE OF RESPONSES
Representation with bias and EDI training	23%
Increase law enforcement capacity and mitigation	19%
More community consultation and trust	17%
Improve case and reporting methods	17%
Better understanding of the diversity of hate	8%
Provide community capacity building	5%
More accountability	4%
Community specific definitions and frameworks	4%
Humanize law enforcement	1%

Table 7 – Common recommendations from project participants for improving law enforcement and the justice system

2.1 Representation with Bias and EDI Training

Law enforcement and justice system officials should reflect communities. Like in other government institutions, victimized communities would like to see themselves represented within positions of authority, which allows more comfort and ease in communicating and reporting experiences of hate.

Apply a standardized and mandatory bias and EDI training for members of law enforcement and the justice system. This is important to better understand diversity and be exposed to diverse experiences. Expert interviewees also stressed the importance for those in positions of authority, especially police, to take courses and workshops on self-discovery and growth to better understand subjective biases that may hinder the capacity to give equal and just treatment to diverse communities.

“We need to broaden the ability to define hate actions according to the experience of victimized communities.”
Jewish Community Leader

2.2 Increase Law Enforcement Capacity and Mitigation

Increase capacity for mapping, tracking and mitigating hate. Respondents perceived that law enforcement often lacked the capacity or were inefficient in preventing hate crimes and incidents in their communities. They often complained that authorities did not know the extent of hateful behaviour in their communities until it was too late, and an extreme event led to public outcry. They do not want to wait for a tragedy to push law enforcement into action and recommend more capacity for preventative approaches to hate.

Create more and consistent Hate Crime Units need to be created to mitigate and address hate in affected communities. This topic came up significantly during focus group conversations, where participants felt that their communities could benefit from having direct relationships with law enforcement, but in a more casual and less authoritative setting. Many experts interviewed communicated that authorities often lose their connection with affected communities because they rotate liaisons or Hate Crime Unit officers across different communities. It is important to maintain relationships with communities, as trust takes months or years to build, and is often attached to individual officers.

Diversify the approach to deal with crime. Law enforcement should invest in initiatives to foster a healthy society, as well as to respond to hate by targeting and punishing crime. This would provide a more holistic approach.

Apply more punitive action for serious offenders to prevent extreme cases of hate in affected communities and by recurring offender groups.

Increase restorative justice approaches. When dealing with hate, respondents suggested that offenders should also be educated about the harm and impact their hateful behaviour created for victims. The goal is to help offenders understand their hateful biases and help prevent hateful behaviour to propagate in their own communities.

2.3 More Community Consultation and Trust

Acknowledge that hate exists, and validate reporters and their experiences. Many participants felt frustrated that their experiences with hate were diminished by law enforcement and the justice system, denying or downplaying the existence of hate in their communities. They recommended for authorities to publicly recognize that hate is a public safety issue to many communities in Alberta.

Remove reporting stigmas. Many communities that were consulted did not feel comfortable in approaching authorities to report hate. This was clear in the reasons for not reporting shown earlier in this report. A major recommendation that stemmed from this issue was for law enforcement and the justice system to avoid victim blaming and help prevent the anxieties that victims face when reporting.

Increase the number of community navigators that can help bridge the distrust most affected communities have with law enforcement and the justice system. These individuals should reside and have roots in affected communities, and should also have strong and ongoing relationships with local law enforcement and Hate Crime Units.

"In a perfect world, you bring in the restorative justice piece where the offender actually looks at the victim and faces his n himself - both parties would be served

Focus Group Participant from
Medicine Hat

2.4 Improve Case and Reporting Methods

Reform human rights and conviction parameters, such as increasing the threshold for hate crimes, including penalties for hate incidents, extending the statute of limitations for human rights violations, and expanding the applicable grounds of human rights violations to more communities. Another interesting idea provided by an expert interviewed, was the creation of a “two-tier prosecution system for hate”, where a general crime prosecution is conducted first, followed by a second prosecution to determine a crime according to hateful grounds.

Make reporting more comfortable, simpler and safer. Participants often communicated that the reporting process is cumbersome, confusing, and difficult to navigate. Expert interviewees noted that only privileged members of certain communities understand and feel comfortable with the current reporting process. There were consistent suggestions for improving the reporting process to encourage victimized communities to report their experiences with hate. Furthermore, participants complained that they do not feel protected against offender retribution during the reporting process.

Place the burden of work on investigators not victims/communities. This is related to the previous topic, since respondents consistently complained that they were given the onus of proving they had experienced hate. Victims are already overwhelmed and traumatized by their experience of hate, and the last thing they would like to do is investigate the crime or violation they experienced. Respondents demanded for law enforcement and the justice system to have a culture change in terms of taking ownership of investigations of hate.

Make reporting outcomes more consistent. Expert interviewees were frustrated about the inconsistency of many of the reports they have encountered from authorities. They communicated that many of their community members have approached them because authorities do not complete hate-related reports, which creates more distrust of authorities in affected communities. Participants would like to see authorities complete investigations of hate, and reach back to communities to provide updates, so that communities feel more confident about their reporting efforts.

“Many of the people that I talk to sees reporting as useless as it doesn't get resolve. Not only that, they do not feel safe around the police.”
Feedback from
Calgary Focus Group

“Police need to work closer with many communities and improve trust and communication.”
Jewish
Community Leader

2.5 Better Understanding of the Diversity of Hate

Better understand how different communities experience hate. Participants often complained that law enforcement did not understand their communities when investigating hate crimes and incidents, which often created distrust and resentment. They suggested for authorities to consult with communities on how they perceive and experience hate, and collaborate on approaches to address hate accordingly.

Better understand the reporting process for diverse victims, as victims from diverse backgrounds may need different processes, considering that people have different world views and traditions.

“Immigrants come to this country because they think they can be safe here, but when they get here, they realize that it's not a heaven and rosy place, and you have to face hate from some people.”
Muslim Community Leader

3. Community Services and Organizations

This section explores the suggestions provided by survey, focus group, and interview participants when asked “how can *Victim Service Agencies and Community Supports* improve in addressing hate incidents and crimes?” (Table 8). The most salient recommendations for improving community services and organizations are:

RECOMMENDATIONS: COMMUNITY SERVICES AND ORGANIZATIONS	SHARE OF RESPONSES
Capacity building	33%
More education about hate with bias and EDI training	18%
Improve case and reporting methods	16%
Community-based consultation	12%
Inter-community cooperation	11%
More accountability	3%
Better/adaptive governance	2%
Create a national office for victims	1%
Promote critical thinking in community	1%
Restorative justice	1%
Wholistic service provision	1%

Table 8 - Common recommendations from project participants for improving community services and organizations

3.1 Capacity Building

Better address language barriers. This was one of the main recommendations brought forward by participants, as language barriers are a significant challenge for racialized victims to report their experiences with hate, and to understand the reporting process. More resources are needed in communities affected by hate to help victims report in their own languages.

“The issue is that people do not have the supports to challenge hate.”
Focus Group Participant
from St. Paul

Supply safe spaces to speak, report and engage. Along with overcoming language barriers, community organizations need capacity building to create safe spaces for their community members to communicate their experiences with hate. However, strategic security is key in this process, such as hiring security personnel and purchasing monitoring equipment. Investing in security was a salient suggestion from community leaders to create a sense of safety in community establishments and events.

Increase financial support for victims of hate, who may suffer from trauma, endure other mental health crises, or are physically attacked by offenders. Communities consulted often communicated they are missing resources to properly deal with experiences of hate, especially when needing mental health and legal professionals. Furthermore, there is a need for inclusive mental health and other specialized resources to be available for racialized individuals and people with disabilities.

Encourage more grassroots involvement and community brokers or navigators. Invest in community events that connect members and allow them to share experiences with hate. Participants also mentioned that it is important to encourage and hire community navigators who understand their communities, and who can develop relationships with authorities to better address hate crimes and incidents.

3.2 More Education About Hate with Bias and EDI Training

Better understand hate in different communities. Communities consulted complained that many community organizations do not understand how diverse groups experience hate, which led to victims not feeling supported. Participants stressed the need for regular folks to also be educated about how diverse groups experience hate to improve empathy and support across communities.

"I reported to an anti racism agency, and I wasn't satisfied with their approach to it. I wasn't given proper attention and there was no follow up"

*Focus Group Participant
from Red Deer*

Better understand the conceptuality of hate for community organizations and communities at large. Many experts interviewed have noticed that many community level workers do not understand the difference between hate crimes and hate incidents, preventing effective support and navigation when helping victims to report hate. Participants also suggested for the public to be better educated on this topic, since people rarely understand the difference between hate crimes and incidents, as displayed throughout this report.

Apply a standardized and mandatory bias and EDI training for community organizations and any community representative that works with victims of hate. Participants often communicated that community level staff engaged in hateful or biased behaviour towards certain groups. Expert interviewees also noticed that victims of hate were being further victimized by community level staff, especially older generation staff. It is important for staff to be trained in bias identification, as well as in EDI to better serve diverse communities.

3.3 Improve Reporting Methods

Standardize reporting methods to have consistency in data across different community organizations. Experts often noticed inconsistencies and gaps in reports from community level studies. They suggested standardizing reporting methods to create a better understanding of hate crimes and incidents within and across affected communities.

Increase group-specific data, and emphasize groups historically marginalized in studies. There are many affected communities that are not captured in reports about hate, and participants often communicated that some communities have significantly louder voices and are heard more often than others. Therefore, community organizations should help level the field, and amplify marginalized voices. Lack of data from Indigenous and unhoused communities are notorious gaps in hate crime and incident reporting, as communicated by many participants in this project, which stems from systemic barriers.

Make reporting more comfortable, simpler and safer. Like when reporting to law enforcement, participants often communicated feeling overwhelmed, confused, and unsafe when reporting hateful actions to community organizations.

"I reported to an anti racism agency, and I wasn't satisfied with their approach to it. I wasn't given proper attention and there was no follow up"

*Focus Group Participant
from Calgary*

3.4 Community-Based Consultation

Provide grassroots oversight over law enforcement. Participants stressed the need of ongoing community consultation where the community establishes priorities, which can be mediated by community organization.

“More civilian oversight with jurisdiction, capacity and the right expertise.”

Asian Community Leader

Advocate for community consultation outcome accountability. Consultation needs to be accompanied by institutional accountability to communities, as participants often complained that consultation has become just a checklist for law enforcement, or just a performative action item for authorities. Here, community organizations can help in maintaining that accountability by advocating for the communities they serve.

3.5 Inter-Community Cooperation

Connect different communities to create a network of victimized groups, and encourage empathy, understanding, tolerance, and support across communities.

Connect different organizations across communities to help diverse organizations understand the challenges faced by diverse communities. For example, disability servicing organizations, poverty fighting organizations, and newcomer servicing organizations can learn from each other to support the intersectionality of people affected by hate crimes and incidents.

Support everyone's struggle and emphasize the strength of unity. Finally, many participants believe that working together at the grassroots level can create ripple effects for many communities, where diverse groups learn from each other, respect their differences, and cherish their commonalities. Victimized groups would feel more confident and safer to communicate their experiences of hate when they are supported by the community at large.

“It's all about relationships in the community, including a healthy and respectful relationship with nature, and forming those relationships is where the healing begins.”

Indigenous Community Leader

CONCLUSION

Hate crimes and incidents have consistently increased in Alberta since 2019, with the COVID-19 pandemic playing a significant role. To explore this rising trend of hateful actions, this project consulted commonly impacted communities in Alberta about their experiences with hate between 2019 and 2022, from a mixed-methods approach that combined survey, focus-group, and interview research. This approach looked at victimized communities and expert perceptions about the typology, frequency, location, victims, and offenders, as well as the willingness and challenges of reporting hate, and recommendations for better addressing hateful actions.

This report found that victim communities have experienced hate everywhere, with shared places such as public areas, transit, social media, and educational institutions being the most problematic. Racial and ethnic groups are more often victimized by hate crimes and incidents, followed by sex/gender/sexual identities, then by religious, socio-economic, and disability groups. The more vulnerable and visible an individual's intersectionality is, the more likely they are to be targeted with hate. Offenders include strangers, work colleagues, law enforcement, and extremist groups, as well white men, white women, and members of diverse groups such as religious individuals.

Participants in the project reported negative experiences in reporting hate crimes and incidents to law enforcement agencies and perceived a lack of faith and distrust for authorities. Victim communities are frustrated and hopeless with the state of hate crimes and incidents in Alberta and feel fatigued from constant consultation on this topic. A different approach is needed to address hate and prevent it in Alberta.



WORKS CITED

AB Office of Statistics and Information. 2023. *Municipal (Census Subdivision) Population Estimates (2016 to 2022)* Government of Alberta. Accessed From:

<https://open.alberta.ca/dataset/alberta-population-estimates-data-tables>

BBC News. Jan 30, 2017. *Quebec City Mosque shooting: Six killed, eight wounded*. BBC News. Accessed From:

<https://www.bbc.com/news/world-us-canada-38793071>.

———. Mar 3, 2021. *Toronto Van Attack: Minassian Guilty of Killing 10 People*. BBC News. Accessed From:

<https://www.bbc.com/news/uk-56269095>.

Bourne, Kirby. Aug 7, 2018. *Medicine Hat man facing hate crime, firearms charges*. Global News. Accessed From:

<https://globalnews.ca/news/4374605/medicine-hat-hate-crime/>.

(CPS) Calgary Police Service. 2023. "Hate & Bias Crime". *City of Calgary*. Accessed From:

<https://www.calgary.ca/cps/community-programs-and-resources/diversity-resources/hate-and-bias-crimes.html>.

CBC News. Jun 15, 2021. *Edmonton mosque vandalized with painted swastika*. CBC News. Accessed From:

<https://www.cbc.ca/news/canada/edmonton/edmonton-mosque-vandalized-1.6067306>.

Calgary Foundation. 2022. *2022 Quality of Life Report*. Accessed From:

<https://readymag.com/u2680916410/4032291/>.

Camp, Stephen. 2021. "Incorporating a Standalone Hate Crime Section into the Criminal Code of Canada". *Alberta Hate Crimes Committee*. Accessed From:

https://drive.google.com/file/d/1A_x0T_sLEafMsKam6dbBWIPMC_KZZ-JA/view.

Chaudhry, Irfan. 2022. "Supporting Victims of Hate Crimes & Incidents: A Community Centered Approach". *Office of Human Rights, Diversity and Equity*, MacEwan University. Accessed From:

https://drive.google.com/file/d/1HTHTQjwFE6Ryf_NToY-G2MJZXNQb8uf5/view.

City of Calgary. 2023. "Street Harassment". *City of Calgary*. Accessed From:

<https://www.calgary.ca/bylaws/street-harassment.html?redirect=/streetharassment#:~:text=The%20bylaw%20applies%20to%20any,a%20deterrent%20of%20the%20behaviour>.

City of Edmonton. 2022. "Bylaw 14614: Public Places Bylaw". *City of Edmonton*. Accessed From:

<https://www.edmonton.ca/public-files/assets/document?path=Bylaws/C14614.pdf>.

Dryden, Joel. Sep 3, 2020. *2 men charged with hate-motivated assault against same-sex couple in northwest Calgary*. CBC News. Accessed From:

<https://www.cbc.ca/news/canada/calgary/homophobic-crimes-calgary-suspects-id-1.5711662>.

Edmonton City Council. "Council Report – Bylaw". *City of Edmonton*. Accessed From:

<https://pub-edmonton.escribemeetings.com/filestream.ashx?DocumentId=121744>.

(EPS) Edmonton Police Service. 2019. "Hate & Bias Crime". *Edmonton Police Service*. Accessed From:

<https://www.edmontonpolice.ca/CommunityPolicing/OrganizedCrime/HateBiasCrime>.

Erentzen, Caroline, and Regina Schuller. 2020. "Exploring the dark figure of hate: Experiences with police bias and the under-reporting of hate crime." *Canadian Journal of Criminology and Criminal Justice* 62(2): 64-97. Accessed From:

<https://www.utpjournals.press/doi/abs/10.3138/cjccj.2019-0035>.

Franklin, Michael. Apr 29, 2022. *2 men charged in hate-motivated attack in downtown Calgary*. CTV News. Accessed From:

<https://calgary.ctvnews.ca/2-men-charged-in-hate-motivated-attack-in-downtown-calgary-1.5881111>.

Global News. July 25, 2022. "Man charged with killing Muslim family in London, Ont. to be tried elsewhere". *Global News*. Accessed From:

<https://globalnews.ca/news/9014414/london-attack-accused-trial-moved/>.

Government of Alberta. 2000. "Alberta Human Rights Act". Government of Alberta. Accessed From:

https://kings-printer.alberta.ca/1266.cfm?page=A25P5.cfm&leg_type=Acts&isbncln=9780779744060.

Government of Canada. 1985. "Canadian Multiculturalism Act." Government of Canada. Accessed From:

<https://laws-lois.justice.gc.ca/eng/acts/c-18.7/page-1.html>.

Hart, Charlie. Oct 20, 2022. *A Severed Pig's Head Was Left on A Pride Crosswalk in Alberta & It's A 'Possible Hate Crime'*.

NARCITY Calgary. Accessed From:

<https://www.narcity.com/calgary/pig-head-left-on-pride-crosswalk-in-alberta-possible-hate-crime>.

Heidenreich, Phil. Dec 9, 2020. *Edmonton police charge man after 'hate-motivated' attack outside Southgate Centre*. Global News. Accessed From:

<https://globalnews.ca/news/7512381/edmonton-hate-crime-southgate-centre-shopping-mall-parking-lot/>.

Martin, Jenni. 2021. "Eliminate Hate: Hate Crimes and Hate Speech in Canada." *The Journal of Intelligence, Conflict, and Warfare*, 3(1): 33-46. Accessed From:

<https://journals.lib.sfu.ca/index.php/jicw/article/view/2361>.

Mercier-Dalphon, Geneviève, and Denise Helly. 2021. "Anti-Muslim Violence, Hate Crime, and Victimization in Canada: A Study of Five Canadian Cities." *Canadian Ethnic Studies*, 53(1): 1-22. Accessed From:

<https://muse.jhu.edu/pub/78/article/783668/summary>.

Moreau, Greg. 2022. "Police-reported hate crime in Canada, 2021." *Canadian Centre for Justice Statistics*. Accessed From:

<https://www150.statcan.gc.ca/n1/pub/85-002-x/2022001/article/00013-eng.htm>.

Perry, Barbara. 2001. *In the Name of Hate: Understanding Hate Crimes*. New York: Routledge.

Pruegger, Valerie. 2009. "Alberta Hate / Bias Crime Report". *Alberta Hate Crimes Committee*. Accessed From:

https://drive.google.com/file/d/1xq8N6se-sIAwuCTx_zlTEhwd8jL46lg/view.

Ritchie, Josh. Apr 14, 2021. *Calgary police investigating graffiti tagged home as hate-motivated crime*. CityNews Calgary. Accessed From:

<https://calgary.citynews.ca/2021/04/14/calgary-police-investigating-graffiti-tagged-home-as-hate-motivated-crime/>.

Sheppard, Keller G., Nathaniel L. Lawshe, and Jack McDevitt. 2021. "Hate crimes in a cross-cultural context." *Oxford Research Encyclopedia of Criminology and Criminal Justice*. Accessed From:

<https://oxfordre.com/criminology/display/10.1093/acrefore/9780190264079.001.0001/acrefore-9780190264079-e-564;jsessionid=532656A4AFB28397335451522AC91567>.

StopHate AB. 2023. "January 2023 Report". *Alberta Hate Crimes Committee*. Accessed From:

<https://sites.google.com/albertahatecrimes.org/ahcc/home?authuser=0>.

Statistics Canada. 2017. *Population Centre and Rural Area Classification 2016*. Government of Canada. Accessed From:

<https://www.statcan.gc.ca/en/subjects/standard/pcrac/2016/introduction>

Stewart, Cam. 2007. "Combating Hate and Bias Crime and Incidents in Alberta - A Current Responses and Recommendation for The Future". *Alberta Hate Crimes Committee*. Accessed From:

https://drive.google.com/file/d/1Y_jP6-zNBzeYWcedPcxmDFA5GG-P9UNp/view.

Szeto, Winston. Aug 2, 2022. *Police-reported hate crimes up 21% in B.C. during 2nd year of pandemic*. CBC News. Accessed From:

<https://www.cbc.ca/news/canada/british-columbia/statscan-hate-crime-data-british-columbia-1.6538900>

Wang, Jing Hui, and Greg Moreau. 2022. *Police-reported hate crime in Canada, 2020*. *Canadian Centre for Justice Statistics*. Accessed From:

<https://www150.statcan.gc.ca/n1/pub/85-002-x/2022001/article/00005-eng.htm>.

APPENDICES

Appendix A – Survey Questionnaire

Block 1: Consent

ALBERTA HATE INCIDENTS AND CRIMES 2019 - 2022 STUDY

Community Impact Survey

The Alberta Hate Crimes Committee (AHCC) is drafting a report that studies the impacts of hate incidents and crimes in the province between 2019 and 2022. The report consults impacted Alberta communities about their perceptions of hate incidents and crimes and how they act and react.

This survey should take you 18 minutes to complete. Your responses are important for improving the understanding of hate crimes and incidents in our province within the last three years, which is crucial for maintaining a high standard of safety and protection for all Albertans.

The survey is anonymous, you will not be asked to provide your name and address, and your responses will never be attributed to you. Your participation is voluntary, you have the right to refuse to participate, or to withdraw from the survey at any time, all without negative consequences.

Consent to Participate

1. By clicking “I Agree” below and then clicking “Next” you acknowledge that you understand the information above and indicate that you consent to participate in this survey.
 I Agree
 I Do Not Agree

Block 2: Demographic Information

2. How would you describe your sex, gender and/or sexuality?
(Please choose all that apply)
 Male
 Female
 Two-Spirit
 Lesbian
 Gay
 Bisexual
 Transgender
 Queer or Questioning
 Intersex
 Asexual
 Non-Binary
 Other
 Prefer not to answer
3. What is your age range?
 Under 18
 18-24
 25-34
 35-44
 45-54
 55-64
 Over 65
 Prefer not to answer

4. What is your country of origin? (drop-down list)

- Afghanistan
- Albania
- Algeria
- Andorra
- Angola
- Antigua & Deps
- Argentina
- Armenia
- Australia
- Austria
- Azerbaijan
- Bahamas
- Bahrain
- Bangladesh
- Barbados
- Belarus
- Belgium
- Belize
- Benin
- Bhutan
- Bolivia
- Bosnia Herzegovina
- Botswana
- Brazil
- Brunei
- Bulgaria
- Burkina
- Burundi
- Cambodia
- Cameroon
- Canada
- Cape Verde
- Central African Rep
- Chad
- Chile
- China
- Colombia
- Comoros
- Congo
- Congo {Democratic Rep}
- Costa Rica
- Croatia
- Cuba
- Cyprus
- Czech Republic
- Denmark
- Djibouti
- Dominica
- Dominican Republic
- East Timor
- Ecuador
- Egypt
- El Salvador
- Equatorial Guinea
- Eritrea
- Estonia
- Ethiopia
- Fiji
- Finland
- France
- Gabon
- Gambia
- Georgia
- Germany
- Ghana
- Greece
- Grenada
- Guatemala
- Guinea
- Guinea-Bissau
- Guyana
- Haiti
- Honduras
- Hungary
- Iceland
- India
- Indonesia
- Iran
- Iraq
- Ireland {Republic}
- Israel
- Italy
- Ivory Coast
- Jamaica
- Japan
- Jordan
- Kazakhstan
- Kenya
- Kiribati
- Korea North
- Korea South
- Kosovo
- Kuwait
- Kyrgyzstan
- Laos
- Latvia
- Lebanon
- Lesotho
- Liberia
- Libya
- Liechtenstein
- Lithuania
- Luxembourg
- Macedonia
- Madagascar
- Malawi
- Malaysia
- Maldives
- Mali
- Malta
- Marshall Islands
- Mauritania
- Mauritius
- Mexico
- Micronesia
- Moldova
- Monaco
- Mongolia
- Montenegro
- Morocco
- Mozambique
- Myanmar, {Burma}
- Namibia
- Nauru
- Nepal
- Netherlands
- New Zealand
- Nicaragua
- Niger
- Nigeria
- Norway
- Oman
- Pakistan
- Palau
- Palestine
- Panama
- Papua New Guinea
- Paraguay
- Peru
- Philippines
- Poland
- Portugal
- Qatar
- Romania
- Russian Federation
- Rwanda
- St Kitts & Nevis
- St Lucia
- Saint Vincent & the Grenadines
- Samoa
- San Marino
- Sao Tome & Principe
- Saudi Arabia
- Senegal
- Serbia
- Seychelles
- Sierra Leone
- Singapore
- Slovakia
- Slovenia
- Solomon Islands
- Somalia
- South Africa
- South Sudan
- Spain
- Sri Lanka
- Sudan
- Suriname
- Swaziland
- Sweden
- Switzerland
- Syria
- Taiwan
- Tajikistan
- Tanzania
- Thailand
- Togo
- Tonga
- Trinidad & Tobago
- Tunisia
- Turkey
- Turkmenistan
- Tuvalu
- Uganda
- Ukraine
- United Arab Emirates
- United Kingdom
- United States
- Uruguay
- Uzbekistan
- Vanuatu
- Vatican City
- Venezuela
- Vietnam
- Yemen
- Zambia
- Zimbabwe
- Other

5. Please describe your ethnic background (i.e. First Nations, Caucasian, Chinese, Asian, Filipino, Latin American, Black, Arab, Jewish, etc.)

6. Are you part of any of the following faith groups?

- Non-Religious
- Jewish
- Muslim
- Hindu
- Sikh
- Buddhist
- Catholic
- Protestant
- Mormon
- Other Christian
- Indigenous Spirituality
- Other
- Prefer not to answer

7. Would you consider yourself to have the following disability? (Please choose all that apply)

- Do not have a disability
- Addiction
- Cognitive/Brain injury/Memory
- Developmental
- Hearing
- Learning
- Memory
- Mental health - specify
- Mobility
- Dexterity
- Pain-related
- Reliance on service animals or remedial devices
- Speech
- Visual
- Other
- Prefer not to answer

8. What area of the Province of Alberta do you reside in?

- | | | |
|---------------------------------------|---|--------------------------------|
| <input type="checkbox"/> Calgary | <input type="checkbox"/> Medicine Hat | <input type="checkbox"/> Other |
| <input type="checkbox"/> Edmonton | <input type="checkbox"/> Grande Prairie | |
| <input type="checkbox"/> Red Deer | <input type="checkbox"/> Lac La Biche | |
| <input type="checkbox"/> Lethbridge | <input type="checkbox"/> Brooks | |
| <input type="checkbox"/> Wood Buffalo | <input type="checkbox"/> Wetaskiwin | |

Block 3: Hate Incidents in Alberta Within the Last 3 Years

Hate incident: A non-criminal act committed against a person or property which is motivated in whole or in part by an individual's hate, prejudice or bias against an identifiable group based on real or perceived race, national or ethnic origin, language, color, religion, sex, age, mental or physical disability, sexual orientation, gender identity or expression, or any other similar factor.

9. What type of hate incident occurred in your community? (Please select all boxes that apply)

- Derogatory slur
- Hateful/provocative material or symbol
- Intimidation
- Online/social media harassment
- Physical act
- Other
- Don't know

10. How did the COVID-19 pandemic influence hate incidents?

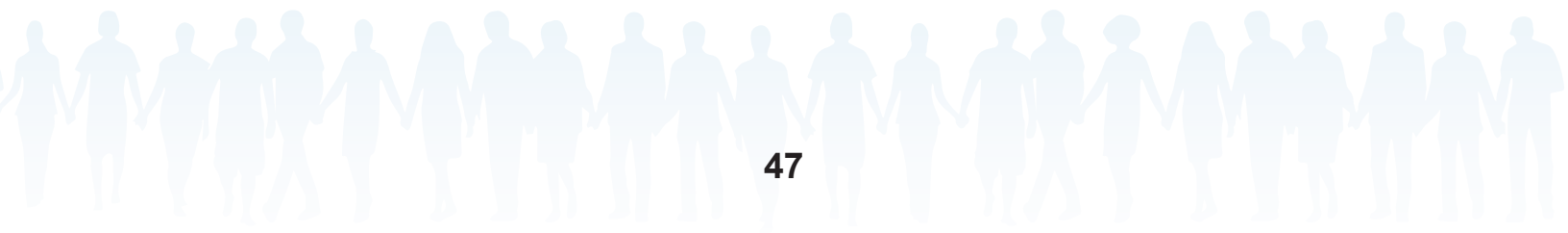
- Increased
- Stayed the same
- Decreased
- Don't know

11. What have you noticed about hate incidents occurring in your community?

- Increased
- Stayed the same
- Decreased
- Don't know

12. How often have hate incidents occurred in your community?

- Daily
- Weekly
- Monthly
- Yearly
- Don't know



13. What group(s) were targeted with hate incidents in your community?
(Please select all boxes that apply)

- Racial/ethnic
- Religious
- 2SLGBTQIA+
- Disability
- Socio-economic
- Other
- Don't know

14. What were the most common groups impacted by hate incidents in your community?
(i.e. religious, ethnic, sexual, gender, and/or age backgrounds)

15. Where have members of your community been victimized with hate incidents?
(Please select all boxes that apply)

- Public area
- Transit station
- Public transit
- Community Centres
- Places of worship
- Work
- K-12
- Post-Secondary
- Business
- Shopping mall
- Online
- Private residence
- Private vehicle
- Other
- Don't know

16 Who are the typical offenders of hate incidents in your community?
(Please select all boxes that apply)

- Strangers
- Work Colleagues
- Friends/neighbours
- Teachers
- Other professionals
- Family members
- Law enforcement
- Security personnel
- State institutions
- Corporations
- Other
- Don't know

17. Describe typical offenders of hate incidents in your community? (i.e. religious, ethnic, sexual, gender, and/or age backgrounds)

Block 4: Hate Crimes in Alberta Within the Last 3 Years

Hate crime: A criminal offence committed against a person or property motivated in whole or in part by an individual's hate, prejudice or bias against an identifiable group based on real or perceived race, national or ethnic origin, language, color, religion, sex, age, mental or physical disability, sexual orientation, gender identity or expression, or any similar factor.

18. What type of hate crime occurred in your community? (Please select all boxes that apply)

- General mischief (such as graffiti/defacement motivated by hate)
- Mischief in relation to property used primarily for worship or by an identifiable group (such as graffiti/defacement motivated by hate)
- Public incitement of hatred
- Advocating genocide
- Uttering threats (motivated by hate)
- Common assault (level 1) (motivated by hate)
- Assault with a weapon or causing bodily harm (level 2) or aggravated assault (level 3) (motivated by hate)
- Criminal harassment (motivated by hate)

- Other violent or non-violent offences motivated by hate
- Don't know

19. How did the COVID-19 pandemic influence hate crimes?

- Increased
- Stayed the same
- Decreased
- Don't know

20. What have you noticed about hate crimes occurring in your community?

- Increased
- Stayed the same
- Decreased
- Don't know

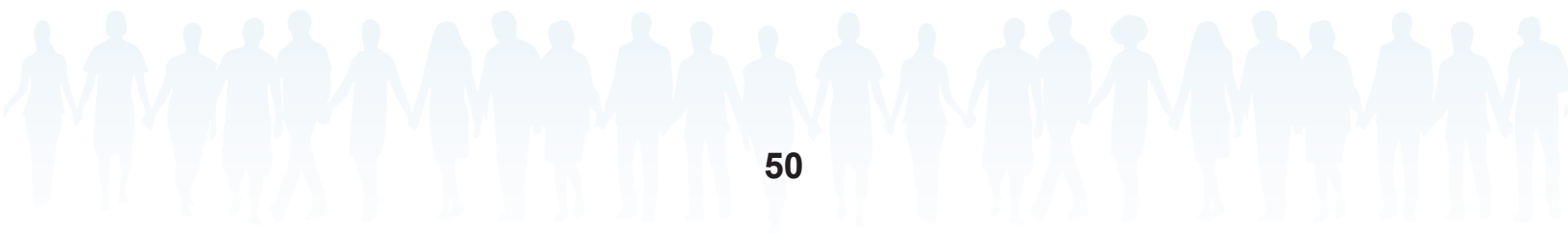
21. How often have hate crimes occurred in your community?

- Daily
- Weekly
- Monthly
- Yearly
- Don't know

22. What group(s) were targeted with hate crimes in your community?
(Please select all boxes that apply)

- Racial/ethnic
- Religious
- 2SLGBTQIA+
- Disability
- Socio-economic
- Other
- Don't know

23. What were the most common groups impacted by hate crimes in your community?
(i.e. religious, ethnic, sexual, gender, and/or age backgrounds)



24. Where have members of your community been victimized with hate crimes?
(Please select all boxes that apply)

- Public area
- Transit station
- Public transit
- Community Centres
- Places of worship
- Work
- K-12
- Post-Secondary
- Business
- Shopping mall
- Online
- Private residence
- Private vehicle
- Other
- Don't know

25. Who are the typical offenders of hate crimes in your community? (Please select all boxes that apply)

- Strangers
- Work Colleagues
- Friends/neighbours
- Teachers
- Other professionals
- Family members
- Law enforcement
- Security personnel
- State institutions

- Corporations
- Other
- Don't know

26. Describe typical offenders of hate crimes in your community? (i.e. religious, ethnic, sexual, gender, and/or age backgrounds)

Block 5: Impact and Reporting Within the Last 3 Years

27. Why do you think hate incidents and crimes occur in your community?

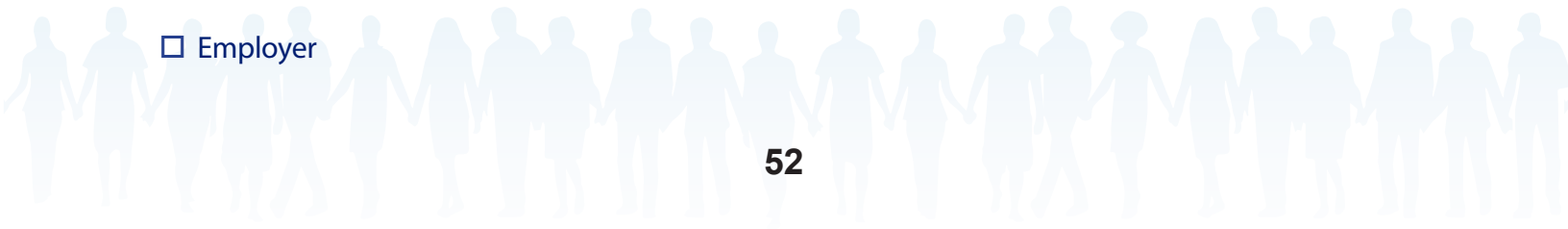
28. How have hate incidents and crimes impacted your community?

29. What have you noticed about hate incidents and crimes reporting in media and social media?

- Increased
- Stayed the same
- Decreased
- Don't know

30. Have you or anyone you know in your community reported hate incidents and crimes to the following entities? (Please select all boxes that apply)

- Local Police Service
- RCMP
- AB Hate Crimes Committee
- AB Human Rights Commission
- B'nai Brith
- National Council of Canadian Muslims
- Religious authority
- Community organization
- Employer



- Other
 - Did not report hate crimes
31. Between 0% to 100% of the time, what is the likelihood that you would report hate incidents and crimes? (0% is never, and 100% is always)
- 0-100% of the time (scale)
32. Between 0% to 100% of the time, what is the likelihood that your family/community would report hate incidents and crimes? (0% is never, and 100% is always)
- 0-100% of the time (scale)
33. If applicable, what is the reason you and your family/community DO NOT report hate incidents and crimes? (Please select all boxes that apply)
- Cultural or language barriers
 - Lack of support systems
 - Lack of access to support systems (i.e. lack of transportation, inability to report during support system's hours of operation, lack of technology to report, etc.)
 - Humiliation or shame about being victimized
 - Fear of jeopardizing immigration status
 - Fear of law enforcement
 - Fear of victim-serving agencies
 - Fear of having privacy compromised or receiving unwanted attention
 - Fear of re-victimization or retaliation
 - Normalization of hate crimes/incidents
 - Uncertainty about justice system responses (i.e. uncertainty if justice systems will take the report seriously, if report will meet the threshold for response, if law enforcement will follow up with the victim, etc.)
 - Other
 - Not Applicable

Block 6: Hate Crimes and Incidents Supports in Alberta

34. Does your community have access to sufficient supports for people experiencing hate incidents and crimes? (i.e. mental health supports, financial supports, legal supports, restorative justice access, etc.)
- Yes
 - No
 - Don't know
35. What resources and supports are still needed in your community to address hate incidents and crimes? (i.e. mental health supports, financial supports, legal supports, restorative justice access, etc.)

Block 7: Suggestions and Recommendations

36. How can Law Enforcement and the Justice System improve in addressing hate incidents and crimes?
37. How can Victim Service Agencies and Community Supports improve in addressing hate incidents and crimes?
38. How can government policy and legislation improve in addressing hate incidents and crimes?

Appendix B – Focus Group Questionnaire

1. Hate Incidents

- In the last 3 years, what have you noticed about hate incidents in your community?
 - How have hate incidents occurred? In what form?
 - Where have they happened?
 - How often? Increased or decreased?
 - To which marginalized community members?
 - Who have been common offenders?
 - How did you become aware of hate incidents in your community?
 - Did you notice a difference with the Covid-19 pandemic?

2. Hate Crimes

- In the last 3 years, what have you noticed about hate crimes in your community?
 - How have hate crimes occurred? In what form?
 - Where have they happened?
 - How often? Increased or decreased?
 - To which marginalized community members?
 - Who have been common offenders?
 - How did you become aware of hate crimes in your community?
 - Did you notice a difference with the Covid-19 pandemic?

3. Reporting

- What happened when these hate incidents or crimes were reported?
- Who did you report to?
- What was the result?
- How did you feel after reporting?
- How was your experience?
- Would you report another incident?

4. Recommendations

- What could be done to improve responding to hate incidents and crimes?
- How can law enforcement and the Justice System improve?
- How can victim service agencies and community support improve?
- How can government policy and legislation improve?

Appendix C – Interview Questionnaire

1. Hate Crime and Incident Occurrence in the Last 3 Years

- What do you think of as your community?
- What do you think about the definitions currently given to hate crimes and incidents?
- What have you noticed about hate crimes and incidents in your community and/or the province?
- What type of hate crimes and hate incidents have you been aware of?
- Where have they happened?
- How often? (Increased or decreased?)
- Who has been commonly victimized?
- Who have been common offenders?
- Do you think the Covid-19 pandemic influenced the types and frequency of hate crimes and incidents? If so, how?

2 Reporting in the Last 3 Years

- To your knowledge, what have you noticed about hate crime and incident reporting?
- How did you become aware of hate crimes and incidents in your community or the province?
- Any notable reporting trends on social media and conventional media?
- Would your community feel comfortable reporting hate crimes and incidents? Why?
- Would you feel comfortable reporting hate crimes and incidents? Why?

3. Recommendations

- How could the following sectors improve in addressing hate crimes and incidents?
 - Government policy and legislation?
 - Law enforcement and the Justice System?
 - Victim service and community support agencies?
 - What other resources and supports are still needed to address hate crimes and incidents?
 - Any other insights?



AHCC
ALBERTA HATE CRIMES COMMITTEE



AHCC

ALBERTA HATE CRIMES COMMITTEE